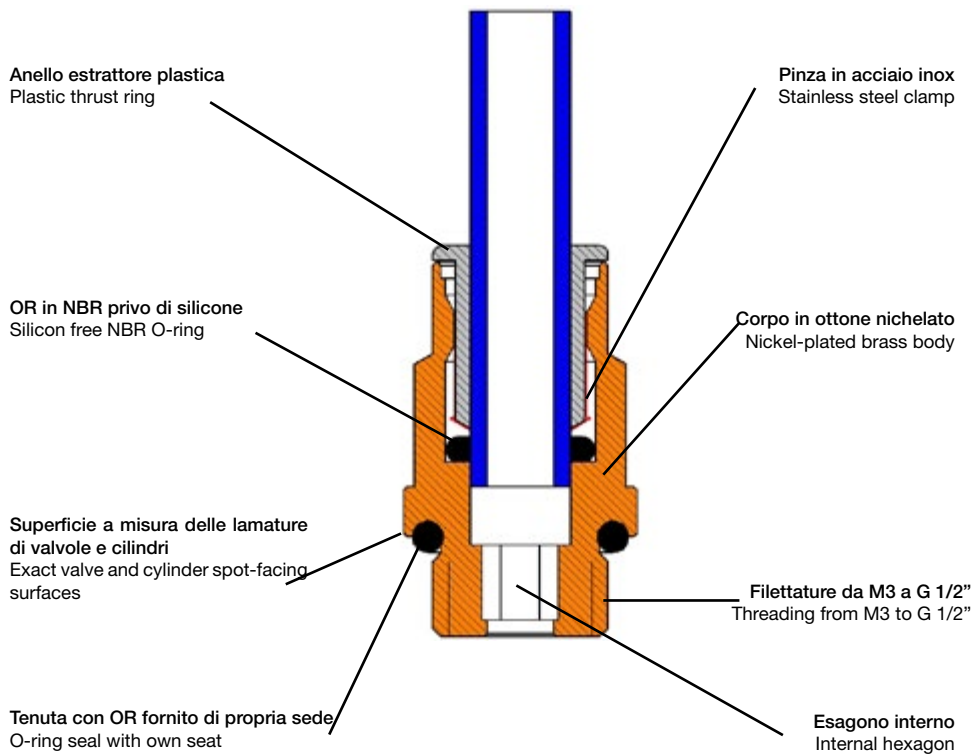




RACCORDI AUTOMATICI OTTONE

BRASS PUSH-IN FITTINGS



Disponibilità standard	Ø Tubo da 3 a 14 mm filetto da M3 a 1/2"	
Materiali	vedi disegno	
Pressione	Max 16 bar Max 10 bar per i codici UR28 – UR29 – UR30 – UR32	
Temperatura di utilizzo	-20°C +70°C	
Filettature	Gas Coniche Gas Cilindriche Metriche	Iso 7.1 Din 2999 Iso 228 classe A Iso R/262
Impiego	Aria Compressa - Vuoto	
Tubazioni	Nylon - PA11- PA12 - Poliuretano	
Opzioni	M - V (Vedi pag. 3)	

I raccordi rapidi sono così denominati perché permettono di accoppiare il tubo al raccordo in modo "istantaneo" senza l'ausilio di utensili. La tenuta del tubo avviene per mezzo di una pinza elastica che trattiene il tubo sul diametro esterno e lo rilascia spingendo l'apposito estrattore. Questa tipologia di raccordi viene utilizzata per snellire le fasi di montaggio spesso in spazi ridotti e risparmiare tempo nei collegamenti dei vari componenti pneumatici.

Standard supply	Ø Tube from 3 to 14 mm Thread from M3 to 1/2"	
Material	See drawing	
Pressure	Max 16 bar Max 10 bar for items UR28 – UR29 – UR30 – UR32	
Use temperature	-20°C +70°C	
Thread	Taper Gas Parallel Gas Metric	Iso 7.1 Din 2999 Iso 228 A category Iso R/262
Use	Compressed Air - Vacuum	
Tube	Nylon - PA11- PA12 - Polyurethane	
Options	M - V (See pag. 3)	

Push-in fittings are so defined as they allow to connect the tube to the fitting in a "instantaneous" way without using tools. The tightness of the tube takes place through an elastic clamp which holds the tube on the external diameter and releases it by pushing the suitable puller. This type of fitting is used in order to speed up the assembly phases mainly in reduced space and save time during connection of different pneumatic components.

Raccordo diritto cilindrico maschio con OR

Straight male adapter (parallel) with OR

Code	Ø	F	P	L	CH	CH1	Gr
NUR01184NI	4	1/8	5,5	19,0	14	3	11,5
NUR01186NI	6	1/8	5,5	20,0	14	4	10,5
NUR01188NI	8	1/8	5,5	24,5	14	5	12,0
NUR01146NI	6	1/4	7,5	21,0	17	4	15,5
NUR01148NI	8	1/4	7,5	23,0	17	4	15,5
NUR011410NI	10	1/4	7,5	30,5	17	6	21,0
NUR01388NI	8	3/8	9,0	20,5	20	6	21,0
NUR013810NI	10	3/8	8,5	28,0	20	8	28,5
NUR013812NI	12	3/8	8,5	32,0	20	9	31,0



Raccordo diritto intermedio

Straight connector

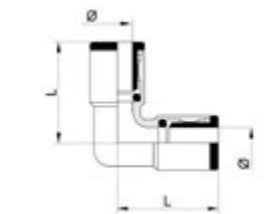
Code	Ø	Ø1	L	Gr
NUR034NI	4	-	33,0	9,0
NUR036NI	6	-	34,5	12,0
NUR038NI	8	-	40,0	18,0
NUR0310NI	10	-	45,0	25,0
NUR0312NI	12	-	47,5	37,0



Raccordo a gomito intermedio Elbow connector



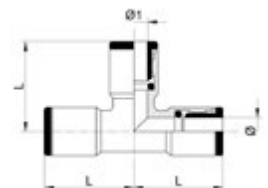
Code	Ø	L	Gr
NUR044NI	4	20,5	11,0
NUR046NI	6	23,5	16,5
NUR048NI	8	25,0	22,0
NUR0410NI	10	32,0	39,5
NUR0412NI	12	33,5	50,0



Raccordo a T intermedio Tee connector

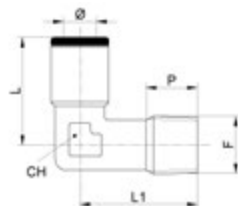


Code	Ø	Ø1	L	Gr
NUR054NI	4	4	19,5	14,0
NUR056NI	6	6	22,0	22,0
NUR058NI	8	8	25,0	28,5
NUR0510NI	10	10	27,0	33,0
NUR0512NI	12	12	29,0	36,5



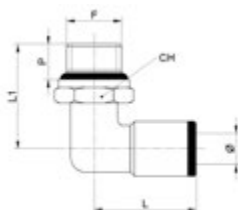
Raccordo a gomito fisso conico
Fixed elbow male adapter (taper)

Code	Ø	F	P	L	L1	CH	Gr
NUR19186NI	6	1/8	7,5	22,0	16,0	9	11,0
NUR191410NI	10	1/4	11,5	31,5	23,5	14	30,0



Raccordo girevole cilindrico maschio con OR
Swivel elbow male adapter with OR

Code	Ø	F	P	L	L1	CH	Gr
NUR22184NI	4	1/8	5,5	20,5	19,0	10	11,5
NUR22186NI	6	1/8	5,5	23,0	19,5	12	17,0
NUR22146NI	6	1/4	7,5	22,5	22,0	12	23,0
NUR22188NI	8	1/8	5,5	25,0	20,0	12	23,5
NUR22148NI	8	1/4	7,5	25,0	23,0	14	23,5
NUR221410NI	10	1/4	7,5	31,5	25,5	14	36,5



Raccordo diretto cilindrico maschio con OR Straight male adapter (parallel) with OR



Code	Ø	F	P	L	CH	CH1	Gr
UR01M33NI	3	M3	3	14,0	Ø5,5	1,5	0,0
UR01M53NI	3	M5	4	14,5	Ø5,5	2	0,0
UR01M54NI	4	M5	4	20,5	9	2,5	4,5
UR01M64NI	4	M6	5	20,5	9	2,5	5,0
UR01184NI	4	1/8	6	20,0	9	2,5	8,0
UR01144NI	4	1/4	8	21,0	9	2,5	12,5
UR01M55NI	5	M5	4	22,0	Ø9,5	2,5	5,0
UR01185NI	5	1/8	6	22,0	10	4	8,5
UR01145NI	5	1/4	8	22,0	10	4	13,5
UR01M56NI	6	M5	4	55,5	Ø10,5	2,5	6,0
UR01186NI	6	1/8	6	24,0	11	4	10,5
UR01146NI	6	1/4	8	24,0	11	4	15,5
UR01386NI	6	3/8	9	24,0	13	4	21,0
UR01188NI	8	1/8	6	26,5	13	4	12,5
UR01148NI	8	1/4	8	25,0	13	6	14,0
UR01388NI	8	3/8	9	25,0	13	6	22,0
UR01128NI	8	1/2	11	31,0	13	6	41,0
UR011810NI	10	1/8	6	28,0	16	5	22,0
UR011410NI	10	1/4	8	29,5	16	7	22,0
UR013810NI	10	3/8	9	29,5	16	8	30,0
UR011210NI	10	1/2	11	30,0	16	8	0,0
UR011412NI	12	1/4	8	31,5	18	7	24,0
UR013812NI	12	3/8	9	31,0	19	9	32,0
UR011212NI	12	1/2	11	31,0	19	9	40,5
UR013814NI	14	3/8	9	32,5	21	10	40,0
UR011214NI	14	1/2	11	32,5	21	10	45,0
UR01M1216NI	6	M12x1	8	24,0	11	4	15,5
UR01M121256NI	6	M12x1.25	8	24,0	11	4	15,5
UR01M12156NI	6	M12x1.5	8	24,0	11	4	15,5

Raccordo diretto maschio conico Straight male adapter (taper)

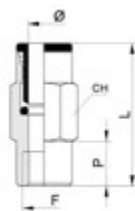


Code	Ø	F	P	L	CH	CH1	Gr
UR01KM64NI	4	M6	8	23,5	9	2,5	0,0
UR01K184NI	4	1/8	7	21,5	10	2,5	11,0
UR01K144NI	4	1/4	11	21,5	10	2,5	15,0
UR01KM66NI	6	M6	6	22,5	11	-	7,0
UR01K186NI	6	1/8	7	23,5	11	4	12,0
UR01K146NI	6	1/4	11	23,5	14	4	17,0
UR01K188NI	8	1/8	7	26,5	13	5	15,0
UR01K148NI	8	1/4	11	26,5	13	5	16,0
UR01K388NI	8	3/8	11,5	27,0	17	5	24,0
UR01K1410NI	10	1/4	11	31,5	16	7	24,0
UR01K3810NI	10	3/8	11,5	31,5	16	8	30,0
UR01K3812NI	12	3/8	-	-	-	-	-
UR01K1212NI	12	1/2	-	-	-	-	-

Raccordo diritto femmina

Straight female adapter

Code	Ø	F	P	L	CH	Gr
UR02M54NI	4	M5	5	21,5	9	9,0
UR02184NI	4	1/8	6,5	26,5	9	11,0
UR02144NI	4	1/4	10	29,5	9	21,0
UR02185NI	5	1/8	6,5	27,0	10	10,0
UR02145NI	5	1/4	10	30,0	10	16,0
UR02186NI	6	1/8	6,5	27,0	11	11,0
UR02146NI	6	1/4	10	31,0	11	17,5
UR02188NI	8	1/8	6,5	28,0	13	11,0
UR02148NI	8	1/4	10	32,0	13	21,5
UR021410NI	10	1/4	13	32,0	16	25,0
UR023810NI	10	3/8	13	38,0	20	30,0



Raccordo diritto intermedio

Straight connector

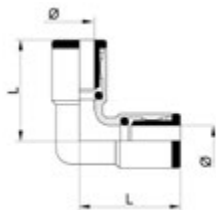
Code	Ø	Ø1	L	Gr
UR033NI	3	-	21,0	7,0
UR034NI	4	-	30,0	8,5
UR035NI	5	-	32,0	10,5
UR036NI	6	-	31,5	18,5
UR038NI	8	-	36,0	27,0
UR0310NI	10	-	37,0	32,5
UR0312NI	12	-	40,5	46,5
UR0314NI	14	-	45,0	49,0
UR0364NI	6	4	33,5	13,5
UR0386NI	8	6	37,0	20,5
UR03108NI	10	8	39,5	31,5
UR031210NI	12	10	40,0	45,0
UR031412NI	14	12	43,0	47,0



Raccordo a gomito intermedio Elbow connector



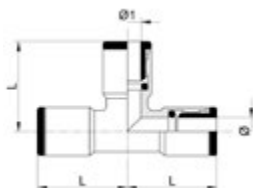
Code	Ø	L	Gr
UR043NI	3	13,0	6,0
UR044NI	4	17,5	7,0
UR045NI	5	19,0	8,0
UR046NI	6	19,5	14,0
UR048NI	8	23,0	16,0
UR0410NI	10	25,0	27,5
UR0412NI	12	27,0	32,5
UR0414NI	14	30,0	48,0



Raccordo a T intermedio Tee connector

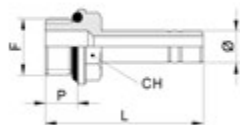


Code	Ø	Ø1	L	Gr
UR053NI	3		13,0	10,0
UR054NI	4		17,5	12,0
UR055NI	5		19,0	11,0
UR056NI	6		19,5	17,0
UR058NI	8		23,0	22,5
UR0510NI	10		25,0	29,0
UR0512NI	12		27,0	76,0
UR0514NI	14		30,0	66,0
UR05646NI	6	4	19,5	18,5
UR05668NI	8	6	23,0	28,5
UR0510810NI	10	8	25,0	43,0



Adattatore cilindrico con OR Parallel adapter with OR

Code	Ø	F	P	L	CH	Gr
UR06M54NI	4	M5	4	24,5	8	3,5
UR06M74NI	4	M7	6	26,0	10	4,0
UR06184NI	4	1/8	6	27,7	13	10,0
UR06144NI	4	1/4	8	30,2	13	17,5
UR06M55NI	5	M5	4	25,0	8	4,0
UR06185NI	5	1/8	6	28,0	13	8,5
UR06145NI	5	1/4	8	31,0	13	12,0
UR06M56NI	6	M5	4	26,0	8	5,5
UR06M76NI	6	M7	6	28,0	10	6,0
UR06186NI	6	1/8	6	29,5	13	9,0
UR06146NI	6	1/4	8	32,0	13	13,5
UR06188NI	8	1/8	6	31,0	13	10,0
UR06148NI	8	1/4	8	33,5	13	13,5
UR06388NI	8	3/8	9	35,5	13	24,0
UR061810NI	10	1/8	6	32,0	13	14,0
UR061410NI	10	1/4	8	38,0	13	15,0
UR063810NI	10	3/8	9	41,0	13	25,0
UR061412NI	12	1/4	8	39,0	13	22,0
UR063812NI	12	3/8	9	42,0	13	30,0
UR061212NI	12	1/2	11	44,0	16	33,0
UR063814NI	14	3/8	9	44,0	16	23,0
UR061214NI	14	1/2	11	46,0	16	33,0



Prolunga Connector

Code	Ø	Ø1	L	Gr
UR074NI	4	2	32,0	2,5
UR075NI	5	3	33,0	3,5
UR076NI	6	4	35,0	4,5
UR078NI	8	6	38,0	7,0
UR0710NI	10	8	45,0	11,0
UR0712NI	12	10	48,0	13,5
UR0714NI	14	12	52,0	17,5



Riduzione - Estensione Reducer - Extension



Code	Ø	Ø1	L	Gr
UR0854NI	4	5	32,5	6,0
UR0864NI	4	6	28,5	5,5
UR0865NI	5	6	35,5	7,0
UR0884NI	4	8	31,0	9,0
UR0885NI	5	8	32,5	8,5
UR0886NI	6	8	33,5	8,0
UR08106NI	6	10	36,5	14,5
UR08108NI	8	10	38,0	13,0
UR08124NI	4	12	39,5	30,5
UR08126NI	6	12	39,5	26,5
UR08128NI	8	12	38,5	19,0
UR081210NI	10	12	41,0	17,0
UR08144NI	4	14	43,0	41,0
UR08146NI	6	14	43,0	42,0
UR08148NI	8	14	43,0	36,0
UR081410NI	10	14	43,0	27,0
UR081412NI	12	14	43,0	24,0
UR0846NI	6	4	33,5	7,0
UR0868NI	8	6	39,0	12,0

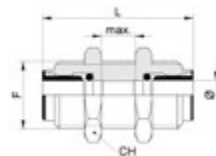
Tappo Plug



Code	Ø	Ø1	L	Gr
UR094NI	4	5	25,5	3,0
UR095NI	5	6	26,5	3,5
UR096NI	6	7	27,5	5,0
UR098NI	8	9	30,5	7,5
UR0910NI	10	11	35,0	11,0
UR0912NI	12	13	37,0	23,5
UR0914NI	14	15	40,0	19,0

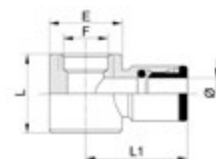
Passaparete Bulkhead connector

Code	Ø	F	L	CH	Max	Gr
UR104NI	4	M10x1	32,0	13	8	13,5
UR105NI	5	M11x1	33,0	14	8	15,5
UR106NI	6	M14x1	33,5	17	8	25,0
UR108NI	8	M16x1	37,0	18	10	31,5
UR1010NI	10	M17x1	39,5	20	12	35,5
UR1012NI	12	M20x1	42,0	24	17	55,0
UR1014NI	14	M22x1	45,0	25	18	62,0



Anello semplice Single banjo body

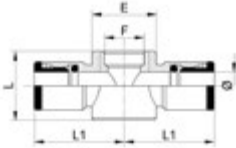
Code	Ø	F	E	L	L1	Gr
UR13M54NI	4	M5	7	9,0	19,0	5,0
UR13M64NI	4	M6	7	9,0	19,0	5,0
UR13184NI	4	1/8	14	15,0	21,0	13,5
UR13M55NI	5	M5	7	9,0	19,0	4,0
UR13185NI	5	1/8	14	15,0	22,5	13,5
UR13M56NI	6	M5	7	10,5	19,0	5,0
UR13186NI	6	1/8	14	15,0	23,0	14,5
UR13146NI	6	1/4	18	17,0	24,0	21,0
UR13188NI	8	1/8	14	15,0	24,5	15,0
UR13148NI	8	1/4	18	17,0	26,0	22,0
UR13388NI	8	3/8	21	20,0	28,0	27,0
UR131410NI	10	1/4	18	17,0	27,0	23,0
UR133810NI	10	3/8	21	20,0	29,0	28,5
UR131412NI	12	1/4	18	17,0	28,0	25,0
UR133812NI	12	3/8	21	20,0	30,0	29,0



Anello doppio Double banjo body



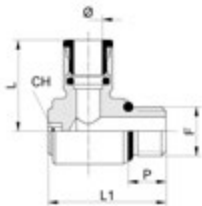
Code	Ø	F	E	L	L1	Gr
UR14M54NI	4	M5	7	9,0	18,5	8,0
UR14184NI	4	1/8	14	15,0	21,0	16,5
UR14M55NI	5	M5	7	9,5	19,5	8,0
UR14185NI	5	1/8	14	15,0	22,5	17,0
UR14186NI	6	1/8	14	15,0	23,0	19,5
UR14146NI	6	1/4	18	17,0	24,0	25,5
UR14188NI	8	1/8	14	15,0	24,5	21,0
UR14148NI	8	1/4	18	17,0	26,0	29,0
UR14388NI	8	3/8	21	20,0	28,0	35,0
UR141410NI	10	1/4	18	17,0	27,0	29,0
UR143810NI	10	3/8	21	20,0	29,0	35,0
UR143812NI	12	3/8	21	20,0	30,0	35,0



Asta maschio cilindrico con anello Complete single banjo (rotating under pressure)



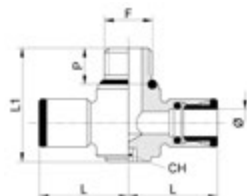
Code	Ø	F	P	L	L1	CH	Gr
UR15M33NI	3	M3	-	14,0	14,0	2	5,0
UR15M53NI	3	M5	-	14,0	15,0	2	6,0
UR15M54NI	4	M5	4	18,5	17,0	2	6,5
UR15184NI	4	1/8	6	21,0	25,0	3	22,0
UR15M55NI	5	M5	4	19,5	17,0	2	7,0
UR15185NI	5	1/8	6	22,5	25,0	3	22,0
UR15186NI	6	1/8	6	23,5	25,0	3	22,0
UR15146NI	6	1/4	8	24,5	29,3	4	40,0
UR15188NI	8	1/8	6	24,5	25,0	3	24,5
UR15148NI	8	1/4	8	26,0	29,3	4	41,0
UR15388NI	8	3/8	9	29,0	34,0	5	60,5
UR151410NI	10	1/4	8	27,0	29,3	4	45,0
UR153810NI	10	3/8	9	29,0	34,0	5	64,0
UR151412NI	12	1/4	8	28,0	29,3	4	48,0
UR153812NI	12	3/8	9	29,0	34,0	5	63,5



Asta maschio cilindrico con anello doppio

Complete double banjo (rotating under pressure)

Code	Ø	F	P	L	L1	CH	Gr
UR16M54NI	4	M5	4	18,5	17,0	2	10,5
UR16184NI	4	1/8	6	21,0	25,0	3	26,0
UR16M55NI	5	M5	4	19,5	17,0	2	10,5
UR16185NI	5	1/8	6	22,5	25,0	3	27,0
UR16186NI	6	1/8	6	23,0	25,0	3	29,0
UR16146NI	6	1/4	8	24,0	29,3	4	44,5
UR16188NI	8	1/8	6	24,0	25,0	3	31,5
UR16148NI	8	1/4	8	26,0	29,3	4	47,0
UR16388NI	8	3/8	9	28,0	34,0	5	68,0
UR161410NI	10	1/4	8	27,0	29,3	4	47,0
UR163810NI	10	3/8	9	29,0	34,0	5	72,0
UR163812NI	12	3/8	9	30,0	34,0	5	75,0



Orientabile semplice asta cilindrico

Complete single banjo

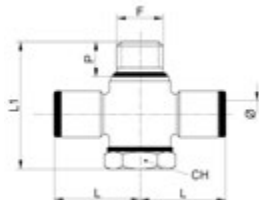
Code	Ø	F	P	L	L1	CH	Gr
UR17M54NI	4	M5	4,5	18,5	17,5	8	9,0
UR17184NI	4	1/8	7,5	21,0	28,0	14	27,5
UR17M55NI	5	M5	4,4	19,5	17,5	8	8,0
UR17185NI	5	1/8	7,5	22,5	28,0	14	28,5
UR17M56NI	6	M5	4,5	19,0	17,5	8	9,0
UR17186NI	6	1/8	7,5	22,5	28,0	14	28,5
UR17146NI	6	1/4	9	24,0	33,0	17	47,0
UR17188NI	8	1/8	7,5	24,5	28,0	14	29,0
UR17148NI	8	1/4	9	26,0	33,0	17	48,0
UR17388NI	8	3/8	10	28,0	37,0	22	64,0
UR171410NI	10	1/4	9	27,0	33,0	17	49,0
UR173810NI	10	3/8	10	29,0	37,0	22	65,0
UR171412NI	12	1/4	9	29,0	33,0	17	51,0
UR173812NI	12	3/8	10	30,0	37,0	22	66,0



Orientabile doppio asta cilindrica Complete double banjo



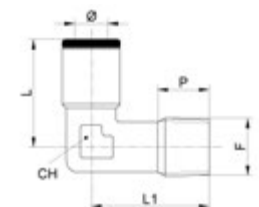
Code	Ø	F	P	L	L1	CH	Gr
UR18M54NI	4	M5	4,5	18,5	17,5	8	12,0
UR18184NI	4	1/8	7,5	21,0	28,0	14	30,5
UR18M55NI	5	M5	4,4	19,5	17,5	8	12,0
UR18185NI	5	1/8	7,5	22,5	28,0	14	32,0
UR18186NI	6	1/8	7,5	22,5	28,0	14	33,0
UR18146NI	6	1/4	9	24,0	33,0	17	53,0
UR18188NI	8	1/8	7,5	24,5	28,0	14	34,0
UR18148NI	8	1/4	9	26,0	33,0	17	57,0
UR18388NI	8	3/8	10	28,0	37,0	22	69,0
UR181410NI	10	1/4	9	27,0	33,0	17	55,0
UR183810NI	10	3/8	10	29,0	37,0	22	71,0
UR183812NI	12	3/8	10	30,0	37,0	22	72,0



Raccordo a gomito fisso conico Fixed elbow male adapter (taper)



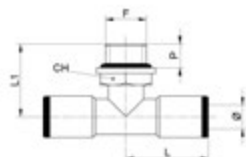
Code	Ø	F	P	L	L1	CH	Gr
UR19184NI	4	1/8	8	16,1	17,5	10	11,5
UR19185NI	5	1/8	9	18,0	16,5	10	12,0
UR19186NI	6	1/8	8	20,0	17,5	10	14,0
UR19146NI	6	1/4	12	23,0	22,0	12	19,0
UR19188NI	8	1/8	9	24,0	18,5	10	18,0
UR19148NI	8	1/4	12	24,0	22,0	12	19,5
UR191410NI	10	1/4	12	24,0	22,0	14	22,0



Raccordo a T girevole centrale cilindrico

Swivel tee central parallel adapter

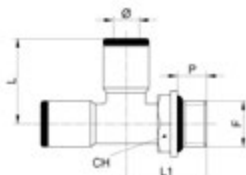
Code	Ø	F	P	L	L1	CH	Gr
UR20M54NI	4	M5	4	17,5	20,0	8	15,0
UR20184NI	4	1/8	6	17,5	18,5	13	20,0
UR20144NI	4	1/4	8	19,0	22,5	16	26,0
UR20186NI	6	1/8	6	21,0	18,5	13	20,0
UR20146NI	6	1/4	8	21,0	22,5	16	28,0
UR20188NI	8	1/8	6	23,0	20,5	13	25,0
UR20148NI	8	1/4	8	23,0	22,5	16	29,0
UR20388NI	8	3/8	9	25,5	25,5	18	41,0
UR201410NI	10	1/4	8	25,5	24,5	16	37,5
UR203810NI	10	3/8	9	25,5	25,5	18	40,5
UR201412NI	12	1/4	8	27,0	24,5	16	40,0
UR203812NI	12	3/8	9	27,0	26,5	18	57,5
UR201214NI	14	1/2	11	31,0	30,0	21	65,0



Raccordo a T girevole laterale cilindrico

Swivel tee-lateral parallel adapter

Code	Ø	F	P	L	L1	CH	Gr
UR21M54NI	4	M5	4	17,5	20,0	8	15,0
UR21184NI	4	1/8	5,8	17,5	18,5	13	20,0
UR21144NI	4	1/4	8	19,0	22,5	16	26,0
UR21186NI	6	1/8	5,8	19,5	18,5	13	20,0
UR21146NI	6	1/4	8	21,0	22,5	16	28,0
UR21188NI	8	1/8	5,8	23,0	20,5	13	25,0
UR21148NI	8	1/4	8	23,0	22,5	16	29,0
UR21388NI	8	3/8	9	25,5	25,5	18	41,0
UR211410NI	10	1/4	8	25,5	24,5	16	37,5
UR213810NI	10	3/8	9	25,5	25,5	18	40,5
UR211412NI	12	1/4	8	27,0	24,5	16	40,0
UR213812NI	12	3/8	9	27,0	26,5	18	57,5
UR21214NI	14	1/2	11	31,0	30,0	21	65,0

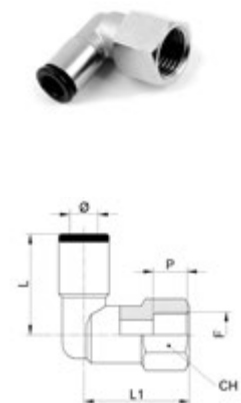


Raccordo girevole cilindrico maschio con OR Swivel elbow male adapter with OR



Code	Ø	F	P	L	L1	CH	Gr
UR22M54NI	4	M5	4	19,0	14,5	9	10,0
UR22184NI	4	1/8	6	19,0	20,0	13	19,0
UR22144NI	4	1/4	8	19,0	24,0	14	21,5
UR22M55NI	5	M5	4	19,5	14,5	9	10,0
UR22185NI	5	1/8	6	20,0	20,0	13	19,0
UR22145NI	5	1/4	8	20,0	21,0	16	21,5
UR22M56NI	6	M5	4	21,0	14,5	9	13,0
UR22M66NI	6	M6	5	19,5	15,5	9	10,0
UR22186NI	6	1/8	6	21,0	20,0	13	16,5
UR22146NI	6	1/4	8	21,0	24,0	13	23,0
UR22188NI	8	1/8	6	24,0	20,0	13	19,5
UR22148NI	8	1/4	8	24,0	24,0	13	23,5
UR22388NI	8	3/8	9	24,0	25,5	13	32,5
UR221410NI	10	1/4	8	27,0	24,0	14	32,5
UR223810NI	10	3/8	9	27,0	28,0	16	35,0
UR221210NI	10	1/2	11	27,0	30,0	16	33,0
UR221412NI	12	1/4	8	28,0	27,5	20	40,0
UR223812NI	12	3/8	9	28,0	28,5	20	44,5
UR221212NI	12	1/2	11	28,0	33,5	20	61,0
UR223814NI	14	3/8	9	31,0	28,5	20	61,0
UR221214NI	14	1/2	11	31,0	33,5	20	68,0
UR22M121256NI	6	M12X1,25	8	19,0	25,0	13	25,5
UR22M12156NI	6	M12X1,5	8	19,0	25,0	13	25,5

Raccordo a gomito fisso femmina Elbow female adapter

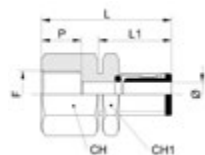


Code	Ø	F	P	L	L1	CH	Gr
UR22F184NI	4	1/8	7,5	19,0	19,0	13	22,0
UR22F144NI	4	1/4	10	19,0	19,0	16	23,0
UR22F186NI	6	1/8	7,5	21,0	22,0	13	19,0
UR22F146NI	6	1/4	10	21,0	22,0	16	26,0
UR22F188NI	8	1/8	7,5	24,0	23,5	13	22,0
UR22F148NI	8	1/4	10	24,0	23,5	16	27,0
UR22F1410NI	10	1/4	10	25,0	23,5	16	29,0

Raccordo diritto femmina passaparete

Straight female bulkhead adapter

Code	Ø	F	P	L	L1	CH	CH1	Gr
UR25184NI	4	1/8	9,5	30,0	16,0	14	17	18,5
UR25186NI	6	1/8	9,5	31,0	16,0	17	17	26,5
UR25146NI	6	1/4	13,5	35,0	16,0	17	17	32,0
UR25188NI	8	1/8	9,5	36,0	16,0	19	17	38,5
UR25148NI	8	1/4	13,5	36,0	16,0	19	17	38,0



Cartuccia

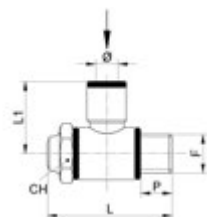
Cartridge

Code	Ø	L	Gr
UR2704	4	14,0	5,0
UR2706	6	14,5	7,0
UR2708	8	16,5	9,0
UR2710	10	18,5	11,0



Regolatore di flusso unidirezionale per valvole: tipo A

Unidirectional flow regulator for valves: A type

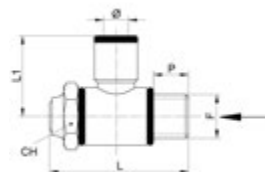


Code	Ø	F	P	L	L1	CH	Gr
UR28M54NI	4	M5	6	24,5	17,0	8,0	7,0
UR28184NI	4	1/8	5,5	31,5	21,0	14,0	28,0
UR28185NI	5	1/8	5,5	31,5	22,5	14,0	29,0
UR28M56NI	6	M5	4	24,5	21,0	8,0	7,0
UR28186NI	6	1/8	5,5	31,5	22,5	14,0	29,5
UR28146NI	6	1/4	6	38,0	24,0	17,0	40,0
UR28188NI	8	1/8	5,5	31,5	24,5	14,0	30,0
UR28148NI	8	1/4	6	38,0	26,0	17,0	41,0
UR28388NI	8	3/8	6	40,0	29,0	20,0	50,0
UR281410NI	10	1/4	6	40,0	28,0	17,0	43,0
UR283810NI	10	3/8	6	38,0	28,0	20,0	52,0
UR281412NI	12	1/4	6	38,0	28,0	20,0	45,0
UR283812NI	12	3/8	6	40,0	30,0	20,0	54,0



Regolatore di flusso unidirezionale per cilindri: tipo B

Unidirectional flow regulator for cylinders: B type



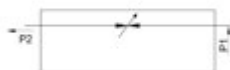
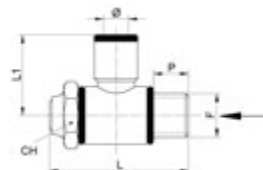
Code	Ø	F	P	L	L1	CH	Gr
UR29M54NI	4	M5	6	24,5	17,0	8	12,5
UR29184NI	4	1/8	5,5	31,5	21,0	14	28,0
UR29185NI	5	1/8	5,5	31,5	22,5	14	28,0
UR29M56NI	6	M5	6	24,5	21,0	8	13,0
UR29186NI	6	1/8	5,5	31,5	22,5	14	30,0
UR29146NI	6	1/4	6	38,0	24,0	17	50,0
UR29188NI	8	1/8	5,5	31,5	24,5	14	31,0
UR29148NI	8	1/4	6	38,0	26,0	17	53,0
UR29388NI	8	3/8	6	40,0	28,0	20	86,5
UR291410NI	10	1/4	6	38,0	28,0	17	58,0
UR293810NI	10	3/8	6	40,0	29,0	20	90,5
UR291412NI	12	1/4	6	38,0	28,0	20	65,0
UR293812NI	12	3/8	6	40,0	30,0	20	96,0



Regolatore di flusso bidirezionale: tipo C

Bidirectional flow regulator: C type

Code	Ø	F	P	L	L1	CH	Gr
UR30M54NI	4	M5	6	24,5	17,0	8	13,0
UR30184NI	4	1/8	5,5	31,5	21,0	14	28,0
UR30185NI	5	1/8	5,5	31,5	22,5	14	28,0
UR30186NI	6	1/8	5,5	31,5	22,5	14	30,0
UR30146NI	6	1/4	6	38,0	24,0	17	51,0
UR30188NI	8	1/8	5,5	31,5	24,5	14	50,0
UR30148NI	8	1/4	6	38,0	26,0	17	52,0
UR30388NI	8	3/8	6	40,0	28,0	20	83,0
UR301410NI	10	1/4	6	38,0	28,0	17	53,0



Valvola unidirezionale

Straight unidirectional valve

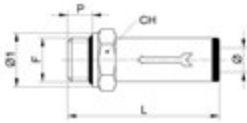
Code	Ø	Ø1	L	Gr
UR324NI	4	9	40,5	15,0
UR326NI	6	11	44,5	20,0
UR328NI	8	13	48,5	26,0



Raccordo diretto con valvola di non ritorno Straight connection with non return valve



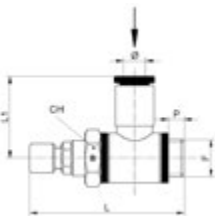
Code	Ø	F	Ø1	L	CH	Gr
UR33M54NI	4	M5	8	35,0	9	8,0
UR33184NI	4	1/8	13	28,5	11	15,0
UR33186NI	6	1/8	13	35,0	13	17,0
UR33146NI	6	1/4	16	37,0	14	20,0
UR33188NI	8	1/8	13	36,0	15	18,0
UR33148NI	8	1/4	16	37,0	16	22,0
UR331410NI	10	1/4	16	40,0	18	25,0
UR333810NI	10	3/8	20	40,0	18	30,0
UR331212NI	12	1/2	25	44,0	22	45,0
UR331214NI	14	1/2	25	50,5	25	48,0



Regolatore di flusso unidirezionale per valvole: tipo A Unidirectional flow regulator for valves: A type



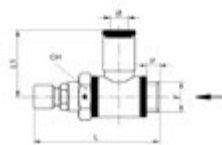
Code	Ø	F	P	L	L1	CH	Gr
UR39RE184NI	4	1/8	5,5	49,0	17,0	14	34,0
UR39RE186NI	6	1/8	5,5	49,0	21,0	14	35,0
UR39RE188NI	8	1/8	5,5	49,0	22,5	14	37,0
UR39RE146NI	6	1/4	6	56,5	22,5	17	38,0
UR39RE148NI	8	1/4	6	56,5	24,0	17	40,0
UR39RE1410NI	10	1/4	6	56,5	24,5	17	42,0
UR39RE1412NI	12	1/4	6	56,5	26,0	17	45,0



Regolatore di flusso unidirezionale per cilindri: tipo B

Unidirectional flow regulator for cylinders: B type

Code	Ø	F	P	L	L1	CH	Gr
UR40RE184NI	4	1/8	5,5	49,0	17,0	14	34,0
UR40RE186NI	6	1/8	5,5	49,0	21,0	14	35,0
UR40RE188NI	8	1/8	5,5	49,0	22,5	14	37,0
UR40RE146NI	6	1/4	6	56,5	22,5	17	39,0
UR40RE148NI	8	1/4	6	56,5	24,0	17	40,0
UR40RE1410NI	10	1/4	6	56,5	24,5	17	42,0
UR40RE1412NI	12	1/4	6	56,5	26,0	17	45,0



Disinnestatore

Disconnecting key

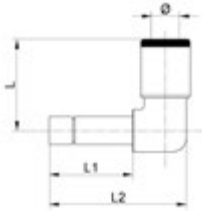
Code	Ø1	Ø2	L	Gr
UR40NI	8	14	93,0	20,5



Riduzione femmina a L Elbow female reducer



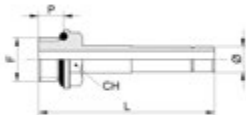
Code	Ø	L	L1	L2	Gr
UR474NI	4	18,0	24,0	15,5	14,0
UR476NI	6	20,0	32,0	18,0	17,0
UR478NI	8	24,0	38,5	19,5	22,0
UR4710NI	10	26,0	43,1	24,0	28,0
UR4712NI	12	28,0	48,5	25,0	35,0



Innesto prolungato filetto cilindrico con OR Long parallel adapter with OR



Code	Ø	F	P	L	CH	Gr
UR60184NI	4	1/8	6	39,8	13	10,0
UR60186NI	6	1/8	6	42,2	13	15,0
UR60146NI	6	1/4	8	47,2	14	18,5
UR60188NI	8	1/8	6	46,7	13	18,5
UR60148NI	8	1/4	8	49,7	14	20,0
UR601410NI	10	1/4	8	55,5	14	25,0

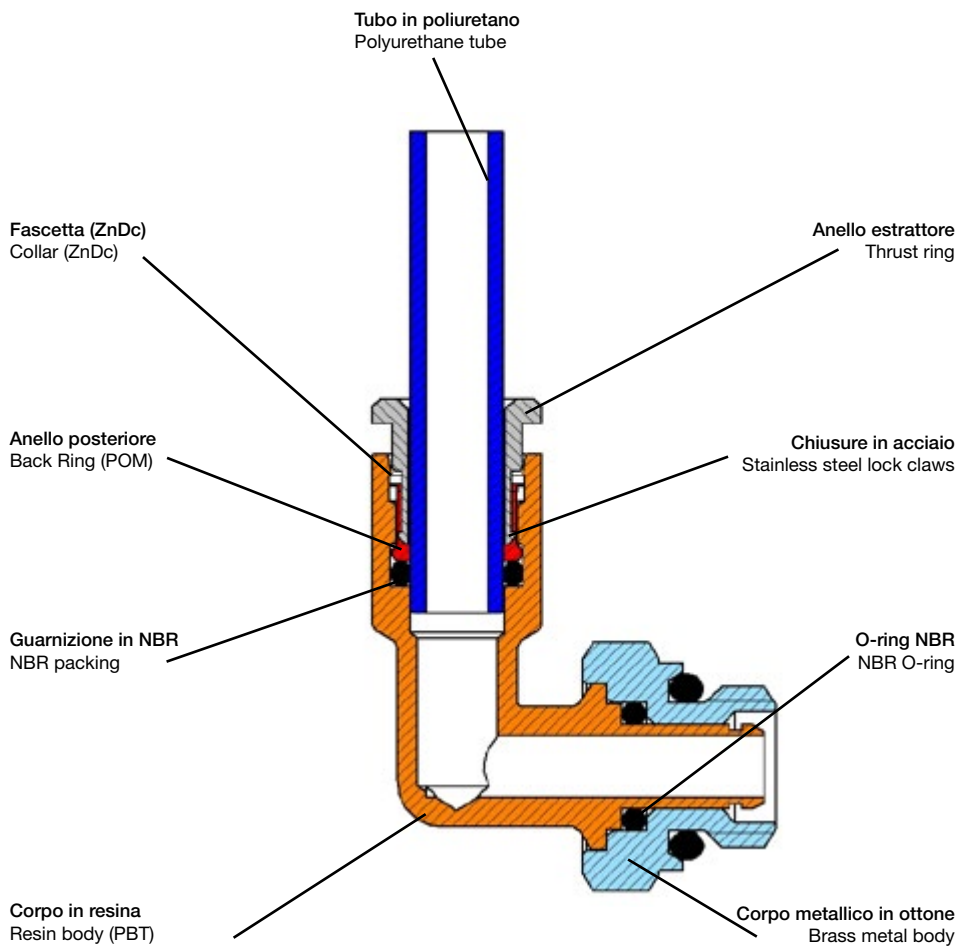






**RACCORDI AUTOMATICI
PLASTICA**

PLASTIC PUSH-IN FITTINGS



Disponibilità standard	Ø Tubo da 4 a 16 mm filetto da M5 a 1/2"	
Materiali	vedi disegno	
Pressione	Max 10 bar per raccordi con corpo in ottone Max 6 bar per raccordi con corpo in resina	
Temperatura di utilizzo	-0°C +60°C	
Filettature	Gas Coniche	Iso 7.1 Din 2999
	Gas Cilindriche	Iso 228 classe A
	Metriche	Iso R/262
Impiego	Aria Compressa	
Tubazioni	Nylon - PA11- PA12 - Poliuretano	
Opzioni	-	

I raccordi rapidi sono così denominati perché permettono di accoppiare il tubo al raccordo in modo "istantaneo" senza l'ausilio di utensili. La tenuta del tubo avviene per mezzo di una pinza elastica che trattiene il tubo sul diametro esterno e lo rilascia spingendo l'apposito estrattore. Questa tipologia di raccordi viene utilizzata per snellire le fasi di montaggio spesso in spazi ridotti e risparmiare tempo nei collegamenti dei vari componenti pneumatici.

Standard supply	Ø Tube from 4 to 16 mm Thread from M5 to 1/2"	
Material	See drawing	
Pressure	Brass body fitting / Max 10 bar Resin body fitting / Max 6 bar	
Use temperature	-0°C +60°C	
Thread	Taper Gas	Iso 7.1 Din 2999
	Parallel Gas	Iso 228 A category
	Metric	Iso R/262
Use	Compressed Air	
Tube	Nylon - PA11- PA12 - Polyurethane	
Options	-	

Push-in fittings are so defined as they allow to connect the tube to the fitting in a "instantaneous" way without using tools. The tightness of the tube takes place through an elastic clamp which holds the tube on the external diameter and releases it by pushing the suitable puller. This type of fitting is used in order to speed up the assembly phases mainly in reduced space and save time during connection of different pneumatic components.

Raccordo diritto cilindrico maschio con OR
Straight male adaptor (parallel) with OR



Code	Ø	F
UR01184PL	4	1/8
UR01144PL	4	1/4
UR01186PL	6	1/8
UR01146PL	6	1/4
UR01386PL	6	3/8
UR01188PL	8	1/8
UR01148PL	8	1/4
UR01388PL	8	3/8
UR01128PL	8	1/2
UR011810PL	10	1/8
UR011410PL	10	1/4
UR013810PL	10	3/8
UR011210PL	10	1/2
UR011412PL	12	1/4
UR013812PL	12	3/8
UR011212PL	12	1/2

Raccordo diritto maschio conico
Straight male adapter (taper)



Code	Ø	F
UR01K184PL	4	1/8
UR01K144PL	4	1/4
UR01K186PL	6	1/8
UR01K146PL	6	1/4
UR01K386PL	6	3/8
UR01K188PL	8	1/8
UR01K148PL	8	1/4
UR01K388PL	8	3/8
UR01K128PL	8	1/2
UR01K1410PL	10	1/4
UR01K3810PL	10	3/8
UR01K1210PL	10	1/2
UR01K3812PL	12	3/8
UR01K1212PL	12	1/2
UR01K1216PL	16	1/2

Raccordo diritto femmina

Straight female adapter

Code	Ø	F
UR02184PL	4	1/8
UR02144PL	4	1/4
UR02186PL	6	1/8
UR02146PL	6	1/4
UR02188PL	8	1/8
UR02148PL	8	1/4
UR021410PL	10	1/4
UR023810PL	10	3/8



Raccordo diritto intermedio

Straight connector

Code	Ø	Ø1
UR034PL	4	-
UR035PL	5	-
UR036PL	6	-
UR038PL	8	-
UR0310PL	10	-
UR0312PL	12	-
UR0314PL	14	-
UR0316PL	16	-
UR0364PL	6	4
UR0386PL	8	6
UR03108PL	10	8
UR031210PL	12	10



Raccordo a gomito intermedio Elbow connector



Code	Ø
UR044PL	4
UR045PL	5
UR046PL	6
UR048PL	8
UR0410PL	10
UR0412PL	12
UR0414PL	14
UR0416PL	16

Raccordo a T intermedio Tee connector



Code	Ø	Ø1
UR054PL	4	-
UR055PL	5	-
UR056PL	6	-
UR058PL	8	-
UR0510PL	10	-
UR0512PL	12	-
UR0514PL	14	-
UR0516PL	16	-
UR05646PL	6	4
UR05868PL	8	6
UR0510810PL	10	8
UR05121012PL	12	10

Riduzione Reducer

Code	Ø	Ø1
UR0864PL	4	6
UR0884PL	4	8
UR0886PL	6	8
UR08106PL	6	10
UR08108PL	8	10
UR08128PL	8	12
UR081210PL	10	12



Tappo Plug

Code	Ø
UR094PL	4
UR096PL	6
UR098PL	8
UR0910PL	10
UR0912PL	12



Passaparete Bulkhead connector

Code	Ø
UR104PL	4
UR106PL	6
UR108PL	8
UR1010PL	10
UR1012PL	12
UR1016PL	16



Raccordo a croce Union cross



Code	Ø
UR114PL	4
UR116PL	6
UR118PL	8
UR1110PL	10
UR1112PL	12

Raccordo orientabile semplice asta cilindrica Complete single banjo



Code	Ø	F
UR17184PL	4	1/8
UR17186PL	6	1/8
UR17146PL	6	1/4
UR17188PL	8	1/8
UR17148PL	8	1/4
UR17388PL	8	3/8
UR171410PL	10	1/4
UR173810PL	10	3/8
UR171412PL	12	1/4
UR173812PL	12	3/8

Raccordo a gomito girevole conico
Swivel elbow male adapter (taper)

Code	Ø	F
UR19184PL	4	1/8
UR19144PL	4	1/4
UR19186PL	6	1/8
UR19146PL	6	1/4
UR19386PL	6	3/8
UR19188PL	8	1/8
UR19148PL	8	1/4
UR19388PL	8	3/8
UR19128PL	8	1/2
UR191410PL	10	1/4
UR193810PL	10	3/8
UR191210PL	10	1/2
UR191212PL	12	1/2
UR191216PL	16	1/2



Raccordo a T centrale maschio cilindrico con OR
Swivel tee male parallel adapter with OR

Code	Ø	F
UR20184PL	4	1/8
UR20144PL	4	1/4
UR20186PL	6	1/8
UR20146PL	6	1/4
UR20188PL	8	1/8
UR20148PL	8	1/4
UR20388PL	8	3/8
UR201410PL	10	1/4
UR203810PL	10	3/8
UR201412PL	12	1/4
UR203812PL	12	3/8



Raccordo a T girevole centrale maschio conico
Swivel tee male adapter (taper)



Code	Ø	F
UR20K184PL	4	1/8
UR20K144PL	4	1/4
UR20K186PL	6	1/8
UR20K146PL	6	1/4
UR20K188PL	8	1/8
UR20K148PL	8	1/4
UR20K388PL	8	3/8
UR20K128PL	8	1/2
UR20K1410PL	10	1/4
UR20K3810PL	10	3/8
UR20K1210PL	10	1/2
UR20K1412PL	12	1/4
UR20K3812PL	12	3/8
UR20K1212PL	12	1/2
UR20K1216PL	16	1/2

Raccordo a T girevole laterale maschio cilindrico con OR
Swivel tee-lateral male parallel adapter with OR



Code	Ø	F
UR21184PL	4	1/8
UR21144PL	4	1/4
UR21186PL	6	1/8
UR21146PL	6	1/4
UR21188PL	8	1/8
UR21148PL	8	1/4
UR21388PL	8	3/8
UR211410PL	10	1/4
UR213810PL	10	3/8
UR211412PL	12	1/4
UR213812PL	12	3/8

Raccordo a T girevole laterale maschio conico
Swivel tee-lateral male central adapter (taper)

Code	Ø	F
UR21K184PL	4	1/8
UR21K144PL	4	1/4
UR21K186PL	6	1/8
UR21K146PL	6	1/4
UR21K188PL	8	1/8
UR21K148PL	8	1/4
UR21K388PL	8	3/8
UR21K128PL	8	1/2
UR21K1410PL	10	1/4
UR21K3810PL	10	3/8
UR21K1210PL	10	1/2
UR21K1412PL	12	1/4
UR21K3812PL	12	3/8
UR21K1212PL	12	1/2
UR21K1216PL	16	1/2



Raccordo a gomito cilindrico maschio con OR
Swivel elbow male parallel adapter

Code	Ø	F
UR22184PL	4	1/8
UR22144PL	4	1/4
UR22186PL	6	1/8
UR22146PL	6	1/4
UR22188PL	8	1/8
UR22148PL	8	1/4
UR22386PL	6	3/8
UR22388PL	8	3/8
UR221810PL	10	1/8
UR221410PL	10	1/4
UR223810PL	10	3/8
UR221210PL	10	1/2
UR221412PL	12	1/4
UR223812PL	12	3/8
UR221212PL	12	1/2



Raccordo a gomito girevole femmina
Swivel elbow female adapter



Code	Ø	F
UR22F184PL	4	1/8
UR22F144PL	4	1/4
UR22F186PL	6	1/8
UR22F146PL	6	1/4
UR22F188PL	8	1/8
UR22F148PL	8	1/4

Raccordo a Y intermedio
Y connector



Code	Ø	Ø1
UR234PL	4	-
UR235PL	5	-
UR236PL	6	-
UR238PL	8	-
UR2310PL	10	-
UR2312PL	12	-
UR2364PL	6	4
UR2386PL	8	6
UR23108PL	10	8
UR231210PL	12	10

Raccordo a Y girevole maschio centrale conico

Swivel Y leg male adapter (taper)

Code	Ø	F
UR24M54PL	4	M5
UR24M64PL	4	M6
UR24184PL	4	1/8
UR24144PL	4	1/4
UR24M56PL	6	M5
UR24M66PL	6	M6
UR24186PL	6	1/8
UR24146PL	6	1/4
UR24386PL	6	3/8
UR24188PL	8	1/8
UR24148PL	8	1/4
UR24388PL	8	3/8
UR24128PL	8	1/2
UR241410PL	10	1/4
UR243810PL	10	3/8
UR241210PL	10	1/2
UR241412PL	12	1/4
UR243812PL	12	3/8
UR241212PL	12	1/2
UR243816PL	16	3/8
UR241216PL	16	1/2



Raccordo diritto femmina passaparete

Straight female adapter bulkhead

Code	Ø	F
UR25184PL	4	1/8
UR25186PL	6	1/8
UR25146PL	6	1/4
UR25188PL	8	1/8
UR25148PL	8	1/4



Regolatore di flusso unidirezionale per valvole: tipo A
Unidirectional flow regulator for valves: A type



Code	Ø	F
UR39REM54PL	4	M5
UR39RE184PL	4	1/8
UR39RE186PL	6	1/8
UR39RE146PL	6	1/4
UR39RE188PL	8	1/8
UR39RE148PL	8	1/4
UR39RE388PL	8	3/8
UR39RE1410PL	10	1/4
UR39RE3810PL	10	3/8
UR39RE1210PL	10	1/2
UR39RE3812PL	12	3/8
UR39RE1212PL	12	1/2

Regolatore di flusso unidirezionale per cilindri: tipo B
Unidirectional flow regulator for cylinders: B type



Code	Ø	F
UR40REM54PL	4	M5
UR40RE184PL	4	1/8
UR40RE186PL	6	1/8
UR40RE146PL	6	1/4
UR40RE188PL	8	1/8
UR40RE148PL	8	1/4
UR40RE388PL	8	3/8
UR40RE1410PL	10	1/4
UR40RE3810PL	10	3/8
UR40RE1210PL	10	1/2
UR40RE3812PL	12	3/8
UR40RE1212PL	12	1/2

Raccordo a gomito girevole conico prolungato

Swivel elbow extended male adapter (taper)

Code	Ø	F
UR19PR184PL	4	1/8
UR19PR186PL	6	1/8
UR19PR146PL	6	1/4
UR19PR188PL	8	1/8
UR19PR148PL	8	1/4
UR19PR1410PL	10	1/4
UR19PR3810PL	10	3/8
UR19PR3812PL	12	3/8



Regolatore di flusso

Flow regulator

Code	Ø
UR42RE4PL	4
UR42RE6PL	6
UR42RE8PL	8
UR42RE10PL	10
UR42RE12PL	12







VALVOLE DI SICUREZZA

SAFETY VALVES

The safety valve is a device which allows to establish the minimum pressure of a system by keeping it as integral in case of circuit overpressure.

When pressure inside it practises a higher strenght compared to the spring which holds it as closed, the spring opens by giving fire to the excess-pressure.



Standard supply	Thread from 1/8 to 1"
Material	Brass body CW614N Nbr Seal C98 Spring
Use Temperature	-10°C +90°C / Viton + 250°C
Use	Air - Gas - Steam
Options	V - I
PED Certification	Up to 18 bar

La valvola di sicurezza è un dispositivo che permette di determinare la pressione massima di un impianto e di mantenerlo integro in caso di sovrappressione nel circuito. Quando la pressione all'interno di quest'ultimo esercita una forza superiore a quella della molla che lo tiene chiuso, questa si apre dando libero sfogo alla pressione in eccesso.



Filetto da 1/8 a 1"

Disponibilità standard

Corpo e Dado in Ottone CW614N
Guarnizione in Nbr
Molla in acciaio C98

Materiali

-10°C +90°C / Viton + 250°C

Temperatura di utilizzo

Aria compressa - Gas - Vapore

Impiego

V - I

Opzioni

Fino 18 bar

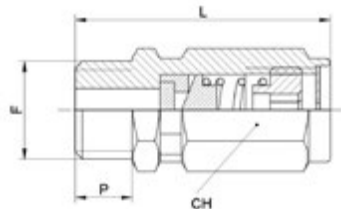
Certificazione PED

Valvola di sicurezza tarata inamovibile senza certificato
Fixed setting safety valve without certification

Code	F	CH	P	L	Gr.
NVS30018...	1/8	15	6,0	36,0	32,5
NVS30014...	1/4	15	8,0	36,0	35,
NVS30038...	3/8	20	9,0	46,0	73,0
NVS30012...	1/2	22	10,0	46,0	95,0
NVS30034...	3/4	27	11,0	88,0	380,0
NVS3001...	1"	34	16,0	88,0	470,0

Valvola di sicurezza tarata inamovibile categoria IV
Fixed setting safety valve category IV

Code	F	CH	P	L	Gr.
NVS30018...C4	1/8	15	6,0	36,0	32,5
NVS30014...C4	1/4	15	8,0	36,0	35,0
NVS30038...C4	3/8	20	9,0	46,0	73,0
NVS30012...C4	1/2	22	10,0	46,0	95,0
NVS30034...C4	3/4	27	11,0	88,0	380,0
NVS3001...C4	1"	34	16,0	88,0	470,0

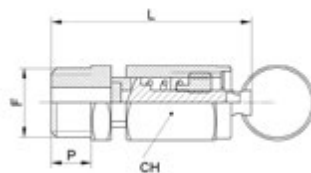


Valvola di sicurezza tarata inamovibile con anello senza certificato
Fixed setting safety valve with ring without certification

Code	F	CH	P	L	Gr.
NVS40018..A	1/8	15	6,0	42,0	36,0
NVS40014..A	1/4	15	8,0	42,0	38,0
NVS40038..A	3/8	20	9,0	51,0	76,0
NVS40012..A	1/2	22	10,0	51,0	98,0
NVS40034..A	3/4	27	11,0	98,0	385,0
NVS4001..A	1*	34	16,0	98,0	474,5

Valvola di sicurezza tarata inamovibile con anello categoria IV
Fixed setting safety valve with ring category IV

Code	F	CH	P	L	Gr.
NVS40018..AC4	1/8	15	6,0	42,0	36,0
NVS40014..AC4	1/4	15	8,0	42,0	38,0
NVS40038..AC4	3/8	20	9,0	51,0	76,0
NVS40012..AC4	1/2	22	10,0	51,0	98,0
NVS40034..AC4	3/4	27	11,0	98,0	385,0
NVS4001..AC4	1*	34	16,0	98,0	474,5





VALVOLE DI NON RITORNO E A SFERA

NON RETURN & BALL VALVES

The non return valve allows the free air flow from the supply to its application and prevents the return of flow to the supply. It is usually used as safety device, as it allows pressure to be maintained while unloading the supply.



Standard supply	Thread from 1/8 to 1/2
Material	Brass body and Shutter CW614N O-ring in Viton Spring made of AISI 302 steel
Use temperature	-18°C +70°C
Pressure	min 0,5 bar max 8 bar
Use	Air - Gas

La valvola di non ritorno permette il libero flusso dell'aria, dall'alimentazione all'utilizzo e impedisce il ritorno della stessa verso l'alimentazione.

Vengono generalmente impiegate come elementi di sicurezza in quanto permettono di mantenere in pressione una parte dell'impianto pur scaricando l'alimentazione.



Filetto da 1/8 a 1/2

Disponibilità standard

Corpo e otturatore in Ottone CW614N
O-ring in Viton
Molla in acciaio AISI 302

Materiali

-18°C +70°C

Temperatura di utilizzo

min 0,5 bar
max 8 bar

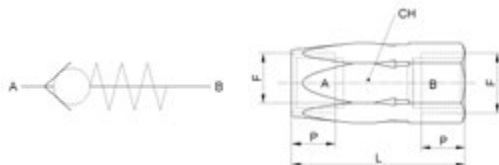
Pressione di utilizzo

Aria compressa - Gas inerti

Impiego

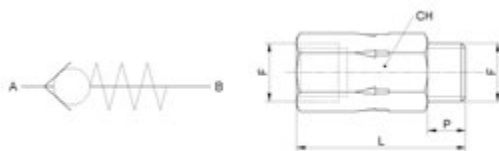
Valvola di non ritorno femmina-femmina Female-female no return valve

Code	F	CH	P	L	Gr.
VNR100M5NI	M5	8	5,5	26,5	14,0
VNR10018NI	1/8	13	8,5	35,5	26,0
VNR10014NI	1/4	17	11,0	42,5	37,8
VNR10038NI	3/8	24	12,0	58,0	72,6
VNR10012NI	1/2	24	15,0	64,0	120,8



Valvola di non ritorno maschio-femmina Male-female no return valve

Code	F	CH	P	L	Gr.
VNR20018NI	1/8	14	12,0	53,0	59,0
VNR20014NI	1/4	17	17,0	66,0	103,4
VNR20012NI	1/2	27	20,0	81,0	246,6
VNR200M5NI	M5	8	5,5	26,5	14
VNR20038NI	3/8	24	12,0	58,0	72,6



The Mini and Micro ball valves are shutoff valves type ON - OFF.

The opening and closing valve work manually through the lever.

The Micro series have been created for applications with limited spaces



Standard Supply	Thread from 1/8 to 3/4
Material	Brass body and ball CW614N O-ring Nbr 70 PTFE Seal Lever Nylon 66 glass
Use temperature	-25°C +90°C
Use pressure	min 0 bar max 10 bar
Use	Air - Gas - Water - Oils

Le Mini e Micro valvole a sfera sono valvole di intercettazione del tipo ON-OFF. L'apertura e la chiusura della valvola avvengono manualmente mediante l'apposita leva. La serie Micro è stata studiata per le applicazioni che necessitano di ingombri ridotti.



Filetto da 1/8 a 3/4

Disponibilità standard

Corpo e sfera in Ottone CW614N
O-ring in Nbr70
Guarnizioni in PTFE
Leva in nylon 66 caricato vetro

Materiali

-25°C +90°C

Temperatura di utilizzo

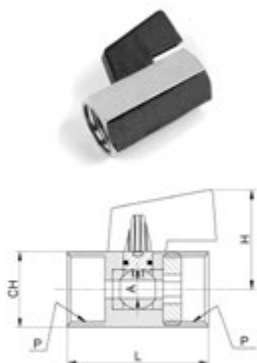
min 0 bar
max 10 bar

Pressione di utilizzo

Aria compressa - Gas - Acqua - Oli

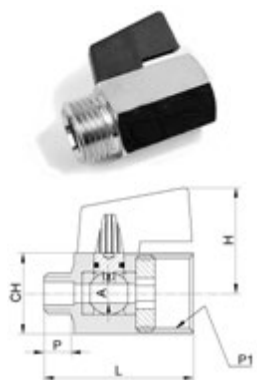
Impiego

Mini valvola a sfera femmina-femmina Female-female mini ball valve




Code	F	CH	P	L	A	H	Gr.
MVS40018FF	1/8	20	9,0	39,0	8,0	14,0	93,0
MVS40014FF	1/4	20	9,0	39,0	8,0	14,0	93,0
MVS40038FF	3/8	20	12,0	42,0	8,0	14,0	85,0
MVS40012FF	1/2	24	12,5	47,0	10,0	16,0	127,5
MVS40034FF	3/4	30	14,5	54,0	12,0	19,0	195,0

Mini valvola a sfera maschio-femmina Male-female mini ball valve



Code	F	CH	P	P1	L	A	H	Gr.
MVS40518MF	1/8	20	8,0	10,5	39,0	8,0	28,0	80,5
MVS40514MF	1/4	20	9,0	10,5	39,0	8,0	28,0	78,0
MVS40538MF	3/8	20	10,0	10,0	40,0	8,0	28,0	74,0
MVS40512MF	1/2	24	12,0	10,5	45,0	10,0	30,0	122,0
MVS40534MF	3/4	30	14,0	12,0	51,0	12,0	32,0	180,0

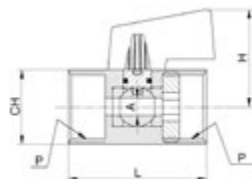
Mini valvola a sfera maschio-maschio Male-male mini ball valve



Code	F	CH	P	L	A	H	Gr.
MVS41014MM	1/4	20	9,0	40,5	8,0	28,0	69,0
MVS41038MM	3/8	20	10,0	42,5	8,0	28,0	71,0
MVS41012MM	1/2	24	11,0	50,0	10,0	30,0	117,0

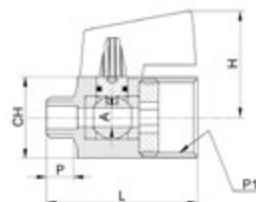
Micro valvola a sfera femmina-femmina
Female-female micro ball valve

Code	F	CH	P	L	A	H	Gr.
MCVS100018FF	1/8	15	8,0	34,0	5,5	21,5	35,0
MCVS100014FF	1/4	15	11,0	39,0	5,5	21,5	40,0
MCVS100038FF	3/8	17	11,5	43,0	7,0	22,5	
MCVS100012FF	1/2	21	16,0	49,0	10,0	32,0	



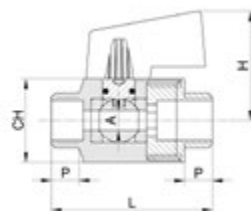
Micro valvola a sfera maschio-femmina
Male-female micro ball valve

Code	F	CH	P	P1	L	A	H	Gr.
MCVS110018MF	1/8	15	8,0	8,0	34,0	5,5	21,5	34,0
MCVS110014MF	1/4	15	11,0	11,0	39,0	5,5	21,5	40,0
MCVS110038MF	3/8	17	13,0	16,0	43,0	7,0	22,5	
MCVS110012MF	1/2	21	17,0	23,0	49,0	10,0	32,0	



Micro valvola a sfera maschio-maschio
Male-male micro ball valve

Code	F	CH	P	L	A	H	Gr.
MCVS120018MM	1/8	15	8,0	33,0	5,5	21,5	31,0
MCVS120014MM	1/4	15	11,0	36,0	5,5	21,5	36,0
MCVS120038MM	3/8	17	13,0	45,0	7,0	22,5	
MCVS120012MM	1/4	21	17,0	48,0	10,0	32,0	







SILENZIATORI

AIR SILENCERS

Compressed air freely given spread in atmosphere through suitable discharges produces noise that can be reduced in a remarkable way by means of suitable devices called "air silencer".

They are made of a porous metallic body (sintered bronze - stainless steel mesh) or synthetic resins including metallic rack or other porous material. Air flow going to the discharging through these devices divides in a thin way giving a very reduced noise as result.



Standard supply	Thread from M5 to 1"
Material	AR Copper stainless steel body OT Brass CW614N body IN-NIX Stainless steel body Silencer in Sintered bronze Stainless steel mesh Felt Sound absorbent material
Pressure	Max 12 bar
Use Temperature	-10°C +70°C
Average porosity	40%
Filtration Threshold	36 mm
Use	Compressed Air - Food industry
Noise reduction (db)	See item schedule

L'aria compressa, se fatta espandere liberamente in atmosfera attraverso gli appositi scarichi, produce rumore che può essere notevolmente ridotto per mezzo di dispositivi chiamati "Silenziatori".

Essi sono costituiti da un corpo metallico poroso (bronzo sinterizzato - rete inox) o di resine sintetiche contenenti reticelle metalliche o altro materiale poroso.

Il flusso d'aria diretto allo scarico nell'attraversare questi dispositivi, si divide finemente dando come risultato una rumorosità notevolmente ridotta.



Filettature da M5 a 1"

AR Corpo in Acciaio Ramato

OT Corpo in ottone CW641N

IN-NIX Corpo in acciaio inox

Silenziatore

Bronzo sinterizzato

Rete in acciaio Inox

Feltro

Materiale fonoassorbente

Disponibilità standard

Materiali

Max 12 bar

Pressione

-10°C +70°C

Temperatura di utilizzo

40%

Porosità media

36 mm

Soglia di filtrazione

Aria compressa - Alimentare

Impiego

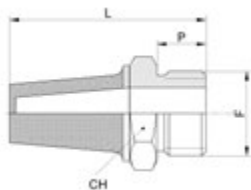
Vedi tabella articolo

Abbattimento acustico
(db)

Silenziatore a cono corpo in acciaio ramato
Taper air silencer copper steel body



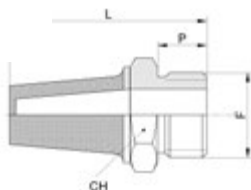
Code	F	CH	P	L	Gr.
SI700M5AR	M5	7	5,5	17,0	2,5
SI70018AR	1/8	12	4,5	20,5	6,0
SI70014AR	1/4	15	6,0	26,5	11,0
SI70038AR	3/8	19	7,0	33,9	23,5
SI70012AR	1/2	23	8,0	40,5	38,0
SI70034AR	3/4	30	9,0	51,5	100,0
SI7001AR	1*	36	11,0	66,0	145,0



Silenziatore a cono corpo in ottone
Taper air silencer brass body



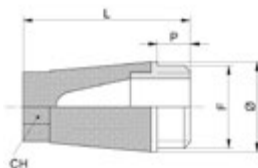
Code	F	P	L	CH	Gr.
SI700M5OT	M5	4,0	17,0	8	2,0
SI70018OT	1/8	6,0	29,0	13	9,0
SI70014OT	1/4	7,0	32,0	16	15,5
SI70038OT	3/8	8,0	40,0	19	25,5
SI70012OT	1/2	9,0	45,0	24	45,5
SI70034OT	3/4	9,0	56,0	30	77,0
SI7001OT	1*	11,0	66,0	36	146,0
SI70018FOT	1/8 F	7,0	30,0	13	9,0



Silenziatore a testa esagonale corpo in acciaio ramato
Air silencer with hexagonal head copper steel body



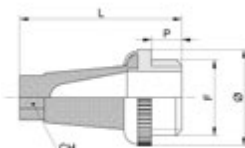
Code	F	Ø	P	L	CH	Gr.
SIE710M5AR	M5	8,5	5,0	20,0	8	2,0
SIE71018AR	1/8	11,5	4,5	17,5	8	6,0
SIE71014AR	1/4	15,0	6,0	24,0	10	13,0
SIE71038AR	3/8	19,0	7,0	31,0	13	25,5
SIE71012AR	1/2	23,0	8,0	37,0	14	43,0
SIE71034AR	3/4	30,0	9,0	50,0	19	79,5
SIE7101AR	1*	37,0	11,0	62,0	24	140,0



Silenziatore a testa esagonale corpo in ottone

Air silencer with hexagonal head brass body

Code	F	Ø	P	L	CH	Gr.
SIE71018OT	1/8	12,0	6,0	21,0	7	7,5
SIE71014OT	1/4	15,0	6,0	25,0	9	12,0
SIE71038OT	3/8	19,0	8,0	36,0	19	23,0
SIE710120T	1/2	23,0	10,0	43,0	16	37,0
SIE71034OT	3/4	30,0	13,0	53,0	20	77,0
SIE71010T	1*	38,0	15,0	63,0	23	140,0



Silenziatore a scomparsa

Extinction air silencer

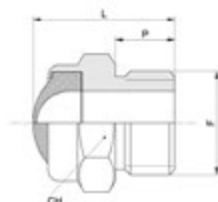
Code	F	Ø	L	Gr.
SIP72018OT	1/8	6,0	4,0	1,2
SIP72014OT	1/4	8,0	4,0	3,0
SIP72038OT	3/8	10,0	5,0	6,0
SIP720120T	1/2	15,0	8,0	12,5
SIP72034OT	3/4	20,0	10,0	17,5
SIP72010T	1*	26,0	10,0	28,0



Silenziatore a tappo con filo inox corpo in ottone

Plug air silencer with stainless steel wire brass body

Code	F	P	L	CH	Gr.
SIS73018OT	1/8	6,0	15,0	13	5,0
SIS73014OT	1/4	7,0	18,0	16	9,5
SIS73038OT	3/8	8,0	20,0	19	15,0
SIS730120T	1/2	10,0	22,0	24	25,0
SIS73034OT	3/4	10,0	26,0	30	37,0
SIS73010T	1*	12,0	28,0	36	57,0



Silenziatore a tappo corpo in ottone Plug air silencer brass body



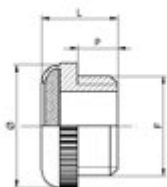
Code	F	Ø	CH	P	L	Gr.
SIT740M5OT	M5	11,0	7	5,0	12,0	5,0
SIT74018OT	1/8	11,0	13	6,0	14,0	6,5
SIT74014OT	1/4	14,0	16	7,0	17,0	6,5
SIT74038OT	3/8	17,0	19	8,0	18,0	17,0
SIT74012OT	1/2	22,0	24	10,0	20,0	27,0
SIT74034OT	3/4	28,0	30	10,0	23,0	33,0
SIT7401OT	1"	35,0	36	12,0	25,0	42,0
SIT74018FOT	1/8 F	11,0	14	7,0	17,0	4,0



Silenziatore a tappo corpo in ottone cilindrico Plug air silencer brass parallel body



Code	F	Ø	P	L	Gr.
SITB76018OT	1/8	15,0	6,0	12,5	6,0
SITB76014OT	1/4	16,0	8,0	13,8	9,0
SITB76038OT	3/8	30,0	9,6	16,6	14,5
SITB76012OT	1/2	36,0	10,0	18,5	25,0



Silenziatore a tappo corpo in acciaio inox Plug air silencer stainless steel body

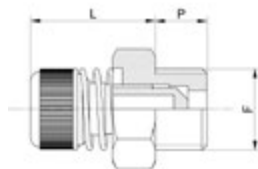


Code	F	CH	P	L	dB	Gr
SIT74018NIX	1/8	14	8,0	12,0	73	
SIT74014NIX	1/4	17	8,0	12,0	74	
SIT74038NIX	3/8	22	10,0	15,0	85	
SIT74012NIX	1/2	27	12,0	19,0	89	
SIT74034NIX	3/4	32	15,0	24,0	89	
SIT7401NIX	1"	41	18,0	29,0	90	



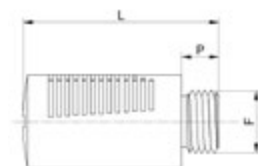
Regolatore di scarico silenzioso Unloading silenced regulator

Code	F	Lmin	Lmax	P	Gr.
SIM79018OT	1/8	20,0	22,0	6,0	16,5
SIM79014OT	1/4	22,0	24,0	8,0	23,5
SIM79038OT	3/8	25,0	28,0	10,0	51,0
SIM79012OT	1/2	26,0	29,0	11,0	61,0
SIM79034OT	3/4	32,0	37,0	12,0	80,0
SIM79010T	1*	32,0	37,0	12,0	103,0



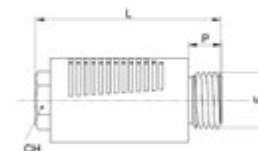
Silenziatore in resina acetlica con materiale fonoassorbente Air silencer made of acetalic resin with sound absorbent material

Code	F	Ø	P	L	Gr.
SIPL81018	1/8	15,0	6,0	32,5	4,0
SIPL81014	1/4	19,5	8,0	43,0	7,5
SIPL81038	3/8	24,5	11,0	58,0	15,5
SIPL81012	1/2	24,5	11,0	58,0	17,0
SIPL81034	3/4	48,0	18,0	115,0	109,0
SIPL8101	1*	48,0	18,0	115,0	120,0
SIPL81018F	1/8 F	15,0	6,0	32,5	4,0



Silenziatore in nylon con feltro Nylon air silencer with felt

Code	F	P	L	CH	Gr.
SIPF82018	1/8	6,0	34,0	10	2,5
SIPF82014	1/4	8,0	44,0	12	5,0
SIPF82038	3/8	10,0	56,0	17	10,5
SIPF82012	1/2	10,0	56,0	17	12,0
SIPF82034	3/4	18,0	115,0	-	66,5
SIPF8201	1*	18,0	115,0	-	82,0





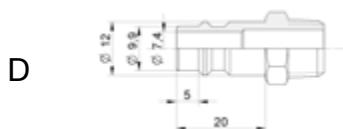
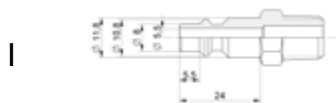




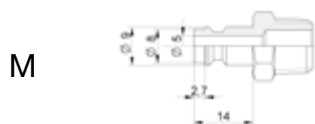
RUBINETTI E ATTACCHI RAPIDI

AUTOMATIC QUICK COUPLINGS

Attacco europeo
European quick coupling



Attacco mignon
Mignon quick coupling



This kind of fittings allow to disconnect in a simple and quick way tube of the main installation without stopping the compressed air.

The range is composed of the Universal series which allow to connect the coupling (called universal) to 3 typologies of couplings with Italian - USA - German profile and Mignon series to use when you find reduced capacity and bulks if necessary. Every profile is manufactured according standard international sizes in order to be interchangeable in every moment.



Standard supply	See item schedule
Material	Nickel plated brass CW614 / Zinc plated steel body Nickel plated brass CW614 / Zinc plated steel ferrule Nickel plated brass CW614 / Zinc plated steel cylinder Nickel plated brass CW614 / Zinc plated steel valve Stainless steel ball NBR 70 Shore O-ring Stainless steel spring
Pressure	Max 12 bar
Use Temperature	-10°C +80°C
Use	Compressed Air
Note	The references marked by * are in Nickel plated brass

I raccordi appartenenti a questa categoria consentono di scollegare in modo semplice e rapido la tubazione dall'impianto principale senza dover interrompere il flusso d'aria compressa dalla fonte d'origine.

La gamma è composta dalla serie Universale che permette di collegare all'unico rubinetto (chiamato appunto universale) le 3 tipologie di innesti con profili Italia - Usa - Tedesco e dalla serie Mignon da utilizzare dove esistono necessità di ingombri e/o portate ridotte.

Ogni profilo è prodotto secondo le misure standard internazionali al fine di essere intercambiabile in qualsiasi momento.



Vedi tabella articolo

Disponibilità standard

Corpo in ottone nichelato CW614 / acciaio zincato
Ghiera in ottone nichelato CW614 / acciaio zincato
Cilindretto in ottone nichelato CW614 / acciaio zincato
Valvola in ottone nichelato CW614 / acciaio zincato
Sfere in acciaio Inox
O-ring in NBR 70 Shore
Molle in acciaio Inox

Materiali

Max 12 bar

Pressione

-10°C +80°C

Temperatura di utilizzo

Aria compressa

Impiego

I codici contrassegnati con * sono in ottone nichelato

Note

Baionetta portagomma Bayonet for rubber hose



Code	Ø	CH	L	Gr.
010614NI	6x14	15	41,0	36,0
010716NI	7x16	15	41,0	39,0
010817NI	8x17	15	43,0	46,0
0101017NI	10x17	15	43,0	49,0
0101019NI	10x19	15	45,0	62,0

Maschio portagomma Male for rubber hose



Code	F	Ø	CH	L	Gr.
01114614NI	1/4	6x14	15	40,0	36,0
01114716NI	1/4	7x16	15	40,0	40,0
01114817NI	1/4	8x17	15	41,0	48,0
011141017NI	1/4	10x17	15	43,0	50,0
011141019NI	1/4	10x19	15	45,0	56,0
01138614NI	3/8	6x14	19	41,0	38,0
01138716NI	3/8	7x16	19	41,0	44,0
01138817NI	3/8	8x17	19	42,0	50,0
011381017NI	3/8	10x17	19	44,0	52,0
011381019NI	3/8	10x19	19	46,0	58,0

Femmina portagomma Female for rubber hose



Code	F	Ø	CH	L	Gr.
01214614NI	1/4	6x14	14	40,0	32,0
01214716NI	1/4	7x16	14	40,0	36,0
01214817NI	1/4	8x17	14	42,0	43,0
012141017NI	1/4	10x17	14	44,0	43,0
012141019NI	1/4	10x19	14	45,0	50,0
01238614NI	3/8	6x14	17	41,0	36,0
01238716NI	3/8	7x16	17	41,0	41,0
01238817NI	3/8	8x17	17	42,0	48,0
012381017NI	3/8	10x17	17	44,0	48,0
012381019NI	3/8	10x19	17	48,0	55,0

Maschio con dado capettato

Male with milled nut

Code	F	CH	L	Gr.
01914NI	1/4	14	35,0	28,0
01938NI	3/8	17	32,0	32,0



Femmina con dado capettato

Female with milled nut

Code	F	CH	L	Gr.
02014NI	1/4	15	33,0	36,0
02038NI	3/8	19	34,0	35,0



Doppio dado capettato

Double milled nut

Code	F	CH	L	Gr.
02114NI	1/4	14	40,0	43,5



T con dadi capettati

Tee with milled nuts



Code	F
02214NI	1/4

Dado capettato

Milled nut



Code	F
02314NI	1/4
02338NI	3/8

Rubinetto di spurgo

Male drain cock



Code	F
02518NI	1/8
02514NI	1/4
02538NI	3/8

Maschio a baionetta

Male bayonet

Code	F	CH	L
02618NI	1/8	15	23,0
02614NI	1/4	15	23,5
02638NI	3/8	17	24



Femmina a baionetta

Female bayonet

Code	F	CH	L
02718NI	1/8	10	22
02714NI	1/4	15	23,0
02738NI	3/8	19	25



Guarnizione per baionetta

Seal bayonet

Code	F
028	1/4



Pistola di soffiaggio con raccordo
Blow gun with fitting



Code
029

F
1/4

Pistola di soffiaggio senza raccordo
Blow gun without fitting



Code
029SR

F
1/4

Pistola di soffiaggio con prolunga
Blow gun with extension



Code
030

F
1/4

Raccordo diritto con attacco a baionetta + dado con molla

Compression straight fitting with bayonet connection + nut with spring

Code	Ø
061F86NI	8X6
061F108NI	10X8



Raccordo diritto girevole con attacco a baionetta + dado con molla

Swivel compression fittings with bayonet connection + nut with spring

Code	Ø
061G86NI	8X6
061G108NI	10X8



Rubinetto maschio mignon Male mignon cock



Code	F
500M18NI*	1/8
500M14NI*	1/4

Rubinetto maschio universale Universal male cock



Code	F
500U14TNI	1/4
500U38TNI	3/8
500U12TNI	1/2
500U14OTNI*	1/4
500U38OTNI*	3/8
500U12OTNI*	1/2

Rubinetto femmina mignon Female mignon cock



Code	F
501M18NI*	1/8
501M14NI*	1/4

Rubinetto femmina universale Universal female cock

Code	F
501U14TNI	1/4
501U38TNI	3/8
501U12TNI	1/2
501U14OTNI*	1/4
501U38OTNI*	3/8



Rubinetto con portatubo mignon Mignon cock for rubber hose

Code	Ø
502M614NI*	6x14
502M817NI*	8x17



Rubinetto portatubo universale Universal cock for rubber hose

Code	Ø
502U614TNI	6x14
502U817TNI	8x17
502U614OTNI*	6x14
502U817OTNI*	8x17



Rubinetto con molla mignon Mignon cock with spring



Code	Ø
503M64NI*	6x4
503M86NI*	8x6

Rubinetto con molla universale Universal cock with spring



Code	Ø
503U86TNI	8x6
503U108TNI	10x8
503U86OTNI*	8x6
503U108OTNI*	10x8

Rubinetto a resca mignon Mignon cock with rest



Code	Ø
504M6NI*	6
504M8NI	8
504M9NI*	9

Rubinetto a resca universale Universal cock with rest

Code	Ø
504U6TNI	6
504U7TNI	7
504U8TNI	8
504U9TNI	9
504U10TNI	10
504U11TNI	11
504U12TNI	12
504U13TNI	13
504U6OTNI*	6
504U8OTNI*	8
504U10OTNI*	10
504U12OTNI*	12



Rubinetto a calzamento mignon Mignon adapter cock

Code	Ø
505M64NI*	6x4
505M86NI*	8x6



Innesto portatubo Plug for rubber hose

Code	Ø
513I614NI	6x14
513I716NI	7x16
513I817NI	8x17
513I1017NI	10x17
513I1019NI	10x19



Innesto portatubo mignon

Mignon plug for rubber hose



Code	Ø
513M614NI*	6x14
513M817NI*	8x17

Innesto maschio I

I male plug



Code	F
514I14NI	1/4
514I38NI	3/8

Innesto maschio D

D male plug



Code	F
514D14NI	1/4
514D38NI	3/8

Innesto maschio USA USA male plug

Code	F
514A14NI	1/4
514A38NI	3/8



Innesto maschio mignon Male mignon plug

Code	F
514M18NI	1/8
514M14NI	1/4



Innesto femmina I I female plug

Code	F
515I14NI	1/4
515I38NI	3/8



Innesto femmina D D female plug



Code	F
515D14NI	1/4
515D38NI	3/8

Innesto femmina USA USA female plug



Code	F
515A14NI	1/4
515A38NI	3/8

Innesto femmina mignon Mignon female plug



Code	F
515M18NI*	1/8
515M14NI*	1/4

Innesto a baionetta I I bayonet plug

Code	L
516IN	36



Innesto a resca D D plug with rest

Code	Ø
524D6NI	6
524D7NI	7
524D8NI	8
524D9NI	9
524D10NI	10
524D12NI	12



Innesto a resca USA USA plug with rest

Code	Ø
524A6NI	6
524A8NI	8
524A10NI	10



Innesto a resca mignon Mignon plug with rest



Code	Ø
524M6NI*	6
524M8NI	8
524M9NI*	9

Innesto a calzamento mignon Mignon adapter plug



Code	Ø
530M64NI*	6x4
530M86NI*	8x6

Innesto maschio con molla I I male plug with spring



Code	Ø
563I86NI	8x6
563I108NI	10x8

Innesto maschio con molla USA
USA male plug with spring

Code	Ø
563A86NI	8x6
563A108NI	10x8



Innesto maschio con molla mignon
Mignon male plug with spring

Code	Ø
563M64NI	6x4
563M86NI	8x6





TUBI IN PLASTICA E SPIRALI

PLASTIC TUBES AND SPIRALS

Tubo in Poliuretano: blu

Polyurethane hose: blue



Code	Ø1	Ø2	PU	PS	R	Q.tà
TUPO42B	4,0	2,0	15	60	11	100 mt
TUPO425B	4,0	2,5	10	40	15	100 mt
TUPO64B	6,0	4,0	10	40	18	100 mt
TUPO86B	8,0	6,0	7	28	35	100 mt
TUPO108B	10,0	8,0	5,5	22	43	100 mt
TUPO129B	12,0	9,0	6	25	50	100 mt

Allungamento alla rottura / Extension to the breakup : 500%
Temperatura di utilizzo / Use temperature : -40°C / + 60 °C
Norme / Norms : DIN53453 - DIN EN ISO 159
Pressione di utilizzo / Use pressure : PU (bar 23°C)
Pressione di scoppio / Burst pressure : PS (bar 23°C)
Raggio di curva / Ray of curve : R (mm 23°C)
Colori disponibili / Available colors : Nero/Black , Giallo/Yellow , Rosso/Red , Verde / Green

Tubo in Polietilene: azzurro

Polyethylene hose: light blue



Code	Ø1	Ø2	PU	PS	R	Q.tà
TUPE42A	4,0	2,0	18,5	75	20	100 mt
TUPE64A	6,0	4,0	10	70	40	100 mt
TUPE86A	8,0	6,0	7,5	30	50	100 mt
TUPE108A	10,0	8,0	6	25	120	100 mt

Allungamento alla rottura / Extension to the breakup : 400%
Temperatura di utilizzo / Use temperature : -20°C / + 60 °C
Norme / Norms : D.M. 21/03/73 suc. - FDA21 CFR177.1520- Farmacopea Europea - Direttiva 2002/72/CEE D.M. n° 174 del 06/04/04
Pressione di utilizzo / Use pressure : PU (bar 23°C)
Pressione di scoppio / Burst pressure : PS (bar 23°C)
Raggio di curva / Ray of curve : R (mm 23°C)
Colori disponibili / Available colors : Nero/Black , Blu/Blue , Giallo/Yellow , Rosso/Red , Verde / Green

Tubo in Rilsan PA12: azzurro

Rilsan PA12 hose: light blue



Code	Ø1	Ø2	PU	PS	R	Q.tà
TURIL1242A	4	2	44	130	15	100 mt
TURIL12425A	4	2,5	36	108	20	100 mt
TURIL1264A	6	4	27	81	30	100 mt
TURIL1286A	8	6	20	60	40	100 mt
TURIL12108A	10	8	15	45	60	100 mt
TURIL121210A	12	10	13	39	85	100 mt

Allungamento alla rottura / Extension to the breakup : >300%
Temperatura di utilizzo / Use temperature : -40°C / + 70 °C
Norme / Norms : ISO 1874 - DIN 73378
Pressione di utilizzo / Use pressure : PU (bar 23°C)
Pressione di scoppio / Burst pressure : PS (bar 23°C)
Raggio di curva / Ray of curve : R (mm 23°C)
Colori disponibili / Available colors : Nero/Black , Blu/Blue , Giallo/Yellow , Rosso/Red , Verde / Green

Spirale in Poliuretano 95ShA: blu
Polyurethane spiral hose 95ShA: blue

Code	Ø1	Ø2	ØD	L	PU	PS	Q.tà
SPP08555B	8	5,5	30	5,0m	9	36	1pz
SPP085510B	8	5,5	30	10,0m	9	36	1pz
SPP010655B	10	6,5	40	5,0m	7	28	1pz
SPP0106510B	10	6,5	40	10,0m	7	28	1pz



Allungamento alla rottura / Extension to the breakup : 550%
 Temperatura di utilizzo / Use temperature : -40°C / + 60 °C
 Norme / Norms : DIN53453 - DIN EN ISO 159
 Pressione di utilizzo / Use pressure : PU (bar 23°C)
 Pressione di scoppio / Burst pressure : PS (bar 23°C)
 Colori disponibili / Available colors : Giallo/Yellow

Spirale in Poliuretano 98ShA: blu
Polyurethane spiral hose 98ShA: blue

Code	Ø1	Ø2	ØD	L	PU	PS	Q.tà
SSPOF855B	8	5	40	5,0m	13	52	1pz
SPP0F8510B	8	5	40	10,0m	13	52	1pz
SPP0F106510B	10	6,5	40	10,0m	10	40	1pz



Allungamento alla rottura / Extension to the breakup : 500%
 Temperatura di utilizzo / Use temperature : -40°C / + 60 °C
 Norme / Norms : DIN53453 - DIN EN ISO 159
 Pressione di utilizzo / Use pressure : PU (bar 23°C)
 Pressione di scoppio / Burst pressure : PS (bar 23°C)
 Colori disponibili / Available colors : -

Spirale in Rilsan PA12: blu
Rilsan PA12 spiral hose: blue

Code	Ø1	Ø2	Ø	L	PU	PS	Q.tà
SPRIL126430B	6	4	50	30,0m	27	81	1pz
SPRIL128615B	8	6	70	15,0m	20	60	1pz
SPRIL128630B	8	6	70	30,0m	20	60	1pz
SPRIL1210815B	10	8	85	15,0m	15	45	1pz
SPRIL1210830B	10	8	85	30,0m	15	45	1pz



Allungamento alla rottura / Extension to the breakup : 500%
 Temperatura di utilizzo / Use temperature : -40°C / + 60 °C
 Norme / Norms : DIN53453 - DIN EN ISO 159
 Pressione di utilizzo / Use pressure : PU (bar 23°C)
 Pressione di scoppio / Burst pressure : PS (bar 23°C)
 Colori disponibili / Available colors : Arancio/Orange

Staffa fissatubo Hose clamp



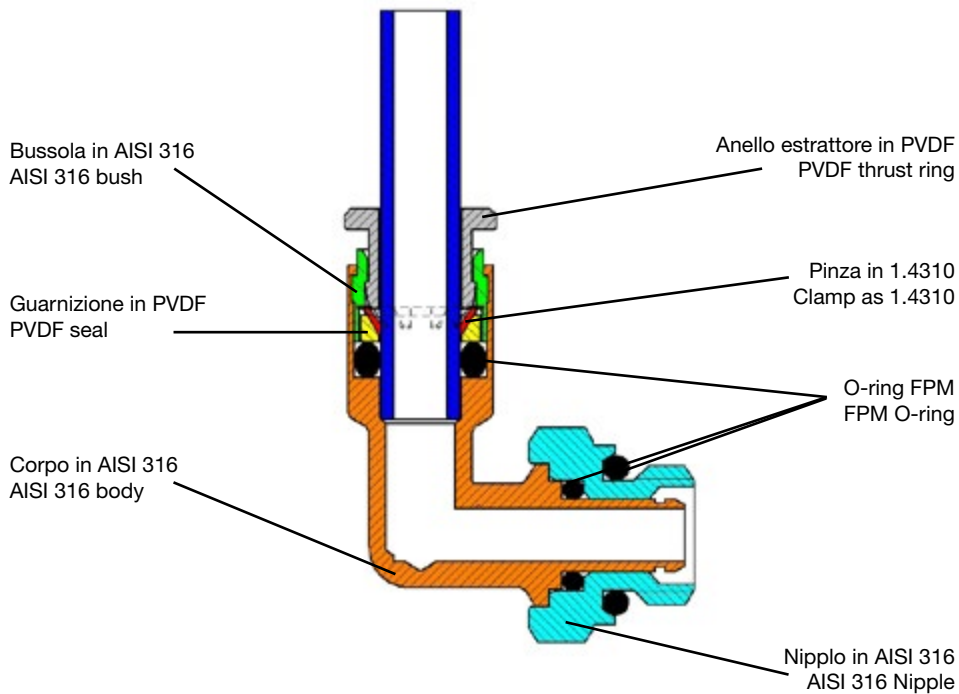
Code	Ø	POS	Q.tà
STF4	4	10	10 pz
STF6	6	10	10 pz
STF8	8	10	10 pz
STF10	10	10	10 pz
STF12	12	4	10 pz
STF14	14	4	10 pz





RACCORDI AUTOMATICI INOX

STAINLESS STEEL PUSH-IN FITTINGS



Disponibilità standard	Ø Tubo da 4 a 12 mm filetto da M5 a 1/2"	
Materiali	vedi disegno	
Temperatura di utilizzo	-20°C +120°C	
Filettature	Gas Coniche Gas Cilindriche Metriche	Iso 7.1 Din 2999 Iso 228 classe A Iso R/262
Impiego	Alimentare - Chimico	
Tubazioni	Nylon - PA11- PA12 - poliuretano Polietilene	
Opzioni	-	

Standard supply	Ø Tube from 4 to 12 mm Thread from M5 to 1/2"	
Material	See drawing	
Use temperature	-20°C +120°C	
Thread	Taper Gas Parallel Gas Metric	Iso 7.1 Din 2999 Iso 228 A category Iso R/262
Use	Food and Chemical Industry	
Tube	Nylon - PA11- PA12 - Polyurethane Polyethylene	
Options	-	

Raccordo diritto maschio cilindrico con OR

Straight male adapter (parallel) with O-ring



Code	Ø	F	P	L
UR01M54NIX	4	M5	3,5	16,5
UR01184NIX	4	1/8	5	14
UR01M56NIX	6	M5	3,5	17,5
UR01186NIX	6	1/8	5	15
UR01146NIX	6	1/4	7	14,5
UR01188NIX	8	1/8	5	20
UR01148NIX	8	1/4	7	16
UR01388NIX	8	3/8	8	16
UR011410NIX	10	1/4	7	22
UR013810NIX	10	3/8	8	17,5
UR011210NIX	10	1/2	9	15,5
UR011412NIX	12	1/4	7	25
UR013812NIX	12	3/8	8	19,5

Raccordo diritto maschio conico

Straight male adapter (taper)



Code	Ø	F	P	L
UR01K184NIX	4	1/8	7,5	20,5
UR01K186NIX	6	1/8	7,5	21,5
UR01K146NIX	6	1/4	11,0	24,5
UR01K188NIX	8	1/8	7,5	27,0
UR01K148NIX	8	1/4	11,0	26,5
UR01K388NIX	8	3/8	11,5	24,5
UR01K1410NIX	10	1/4	11,0	32,5
UR01K3810NIX	10	3/8	11,5	28,0
UR01K1210NIX	10	1/2	14,0	26,5
UR01K1212NIX	12	1/2	14,0	31,5

Raccordo a gomito intermedio

Elbow connector

Code	Ø	Ø1	L	L1	CH
UR044NIX	4	4	22	22	10
UR046NIX	6	6	23,5	23,5	10
UR048NIX	8	8	27,5	27,5	13
UR0410NIX	10	10	29,5	29,5	13
UR0412NIX	12	12	32	32	17



Raccordo a T intermedio

Tee connector

Code	Ø	L	CH
UR054NIX	4	22	10
UR056NIX	6	23,5	10
UR058NIX	8	27,5	13
UR0510NIX	10	29,5	13
UR0512NIX	12	32	17



Adattatore cilindrico con OR

Parallel adapter (short) with O-ring



Code	Ø	F	P	L	CH
UR06184NIX	4	1/8	5	21,5	13
UR06144NIX	4	1/4	7	22	17
UR06186NIX	6	1/8	5	22,5	13
UR06146NIX	6	1/4	7	23	17
UR06188NIX	8	1/8	5	24,5	13
UR06148NIX	8	1/4	7	25	17
UR061410NIX	10	1/4	7	29	17
UR063810NIX	10	3/8	8	29	19
UR063812NIX	12	3/8	8	31	19

Raccordo a gomito fisso conico

Elbow male adapter (taper)



Code	Ø	F	P	L	L1	CH
UR19184NIX	4	1/8	9	22	18,5	10
UR19186NIX	6	1/8	9	23,5	18,5	10
UR19146NIX	6	1/4	10,5	23,5	21	10
UR19188NIX	8	1/8	8,5	27,5	18,5	13
UR19148NIX	8	1/4	10,5	27,5	23	13
UR19388NIX	8	3/8	11	27,5	24,5	13
UR191410NIX	10	1/4	10,5	29,5	23	13
UR193810NIX	10	3/8	11	29,5	24,5	13
UR193812NIX	12	3/8	11	32	24,5	17

Raccordo a T girevole centrale con OR
Swivel tee parallel central adapter with O-ring

Code	Ø	F	P	L	L1	CH	CH1
UR20184NIX	4	1/8	5	22	15	10	13
UR20186NIX	6	1/8	5	23,5	15	10	13
UR20146NIX	6	1/4	7	23,5	15,5	10	17
UR20188NIX	8	1/8	5	27,5	16,5	13	13
UR20148NIX	8	1/4	7	27,5	17,5	13	17
UR20388NIX	8	3/8	8	27,5	19,5	13	19
UR201410NIX	10	1/4	7	29,5	17,5	13	17
UR203810NIX	10	3/8	8	29,5	19,5	13	19
UR203812NIX	12	3/8	8	32	19,5	17	19



Raccordo a gomito cilindrico maschio con OR
Elbow male parallel adapter with O-ring

Code	Ø	F	P	L	L1	CH	CH1
UR22184NIX	4	1/8	5	22	15	10	13
UR22186NIX	6	1/8	5	23,5	15	10	13
UR22146NIX	6	1/4	7	23,5	15,5	10	17
UR22188NIX	8	1/8	5	27,5	16,5	13	13
UR22148NIX	8	1/4	7	27,5	17,5	13	17
UR22388NIX	8	3/8	8	27,5	19,5	13	19
UR221410NIX	10	1/4	7	29,5	17,5	13	17
UR223810NIX	10	3/8	8	29,5	19,5	13	19
UR221412NIX	12	1/4	7	32	18,5	17	17
UR223812NIX	12	3/8	8	32	19,5	17	19



Raccordo a T maschio centrale conico
Tee male adapter central leg (taper)



Code	Ø	F	P	L	L1	CH
UR26184NIX	4	1/8	9	22	18,5	10
UR26186NIX	6	1/8	9	23,5	18,5	10
UR26146NIX	6	1/4	10,5	23,5	21	10
UR26188NIX	8	1/8	8,5	27,5	18,5	13
UR26148NIX	8	1/4	10,5	27,5	23	13
UR26388NIX	8	3/8	11	27,5	24,5	13
UR261410NIX	10	1/4	10,5	29,5	23	13
UR263810NIX	10	3/8	11	29,5	24,5	13
UR263812NIX	12	3/8	11	32	24,5	17





**RACCORDI
AUTOMATICI PVDF**

PVDF PUSH-IN FITTINGS

Bussola in AISI 316
AISI 316 bush

Guarnizione in PVDF
PVDF seal

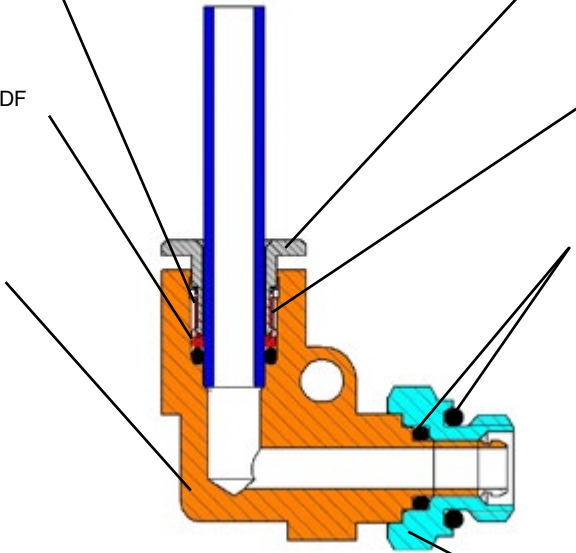
Corpo in PVDF
PVDF body

Anello estrattore in PVDF
PVDF thrust ring

Pinza in 1.4310
Clamp as 1.4310

O-ring FPM
FPM O-ring

Nipplo in AISI 316
AISI 316 Nipple



Disponibilità standard	Ø Tubo da 4 a 12 mm filetto da M5 a 3/8"	
Materiali	vedi disegno	
Temperatura di utilizzo	Ambiente	-20°C + 60°C
	Fluidi	-20°C + 120°C
Pressione di Utilizzo	16 bar / Max Temp. 20°C 10 bar / Max Temp. 100°C 3 bar / Max Temp. 120°C	
Filettature	Gas Cilindriche	Iso 228 classe A
Impiego	Alimentare - Industria Chimica e Medica Trattamento Acqua	
Tubazioni	Nylon - PA11- PA12 - poliuretano Polietilene	
Opzioni	-	

Standard supply	Ø Tube from 4 to 12 mm Thread from M5 to 3/8"	
Material	See drawing	
Use temperature	Room	-20°C + 60°C
	Fluid	-20°C + 120°C
Use Pressure range	16 bar / Max Temp. 20°C 10 bar / Max Temp. 100°C 3 bar / Max Temp. 120°C	
Thread	Parallel Gas	Iso 228 A category
Use	Food, Chemical and Medical Industry, Water Treatment	
Tube	Nylon - PA11- PA12 - Polyurethane Polyethylene	
Options	-	

Raccordo diritto intermedio Straight connector



Code	Ø	Ø1	L
UR034PVDF	4	-	31,0
UR036PVDF	6	-	32,0
UR038PVDF	8	-	36,0
UR0310PVDF	10	-	41,0
UR0312PVDF	12	-	46,0
UR0346PVDF	4	6	31,5
UR0368PVDF	6	8	35,5
UR03810PVDF	8	10	40,5

Raccordo a gomito intermedio Elbow connector



Code	Ø	Ø1	L	L1
UR044PVDF	4	4	18,3	18,5
UR046PVDF	6	6	19,0	19,0
UR048PVDF	8	8	22,0	22,0
UR0410PVDF	10	10	26,0	26,0
UR0412PVDF	12	12	31,0	31,0
UR0446PVDF	4	6	19,0	18,5
UR0468PVDF	6	8	22,0	21,5
UR04810PVDF	8	10	26,0	25,5

Raccordo a T intermedio Tee connector

Code	Ø	Ø1	L
UR054PVDF	4	-	18,5
UR056PVDF	6	-	19,5
UR058PVDF	8	-	22,0
UR0510PVDF	10	-	26,0
UR0512PVDF	12	-	31,0
UR0546PVDF	4	6	19,0
UR0568PVDF	6	8	22,0
UR05810PVDF	8	10	28,0



Raccordo a T girevole centrale con OR Swivel tee parallel central adapter with O-ring

Code	Ø	F	P	L	L1	CH
UR20184PVDF	4	1/8	5	18,5	19,5	13
UR20144PVDF	4	1/4	7	18,5	20,0	17
UR20186PVDF	6	1/8	5	19,0	19,5	13
UR20146PVDF	6	1/4	7	19,0	20,0	17
UR20188PVDF	8	1/8	5	22,0	22,0	14
UR20148PVDF	8	1/4	7	22,0	22,5	17
UR201388PVDF	8	3/8	8	22,0	22,5	19
UR201410PVDF	10	1/4	7	26,0	25,5	17
UR203810PVDF	10	3/8	8	26,0	25,5	19
UR201412PVDF	12	1/4	7	31,0	30,5	17
UR203812PVDF	12	3/8	8	31,0	30,5	19



Raccordo a gomito cilindrico maschio con OR
Elbow male parallel adapter with O-ring



Code	Ø	F	P	L	L1	CH1
UR22M54PVDF	4	M5	3,5	17,0	9,0	8
UR22184PVDF	4	1/8	5	18,5	19,5	13
UR22144PVDF	4	1/4	7	18,5	20,0	17
UR22M56PVDF	6	M5	3,5	18,0	10,0	8
UR22186PVDF	6	1/8	5	19,0	19,5	13
UR22146PVDF	6	1/4	7	19,0	20,0	17
UR22188PVDF	8	1/8	5	22,0	22,0	14
UR22148PVDF	8	1/4	7	22,0	22,5	17
UR22388PVDF	8	3/8	8	22,0	22M5	19
UR221410PVDF	10	1/4	7	26,0	25,5	17
UR223810PVDF	10	3/8	8	26,0	25,5	19
UR221412PVDF	12	1/4	8	31,0	30,5	17
UR223812PVDF	12	3/8	8	31,0	30,5	19



A close-up photograph of several stainless steel fittings, likely elbows or tees, arranged on a dark background. The fittings are made of polished metal and feature threaded ends. One fitting in the center has the number '316' engraved on its side. The lighting creates highlights on the metallic surfaces, emphasizing their texture and form.

RACCORDI CALZAMENTO INOX

STAINLESS STEEL TOUCH FITTINGS

Touch fittings are mainly used during “plastic” tubes assembly especially in case of vibrations or extreme climatic conditions (that involve changes on tube features by passing time). The fitting tube connection takes place through the clamping of a metal ring which makes it safe and reliable during time.



Standard supply	Ø Tube from 6/4 to 12/10 mm Thread from 1/8 to 1/2"	
Material	Stainless steel body and nut Viton Seal Stainless steel seeger	
Pressure	Max 25 bar	
Use Temperature	-40°C + 180°C -20°C + 120°C (Swivel Fittings)	
Thread	Taper gas	Iso 7.1 Din 2999
	Parallel gas	Iso 228 classe A
	Metric	Iso R/262
Use	Compressed air - Food industry - Chemical - Medical industry	
Tube	Nylon PA6 - PA11 - PA12 - Polyethylene - Polyurethane - Teflon	
	Tolerances	Ø 4÷8 Øext.±0,1 Ø 10÷24 Øext.±0,15
Options	-	

I raccordi a calzamento sono particolarmente adatti negli assemblaggi di tubi "plastici", in particolar modo dove possano esserci vibrazioni o condizioni climatiche estreme (che comportano nel tempo mutamenti alle caratteristiche del tubo). L'aggancio del tubo al raccordo avviene infatti attraverso il serraggio di una ghiera che lo rende sicuro e affidabile nel tempo.



Disponibilità standard	Ø Tubo da 6/4 a 12/10 mm filettature da 1/8 a 1/2"	
Materiali	Corpo e Dado in Inox 316 Guarnizione in Viton Seeger in Acciaio Inox	
Pressione	Max 25 bar	
Temperatura di utilizzo	-40°C +180°C -20°C + 120°C (Raccordi Girevoli)	
Filettature	Gas Coniche	Iso 7.1 Din 2999
	Gas Cilindriche	Iso 228 classe A
	Metriche	Iso R/262
Impiego	Aria compressa - Alimentare - Chimico - Medicale	
Tubazioni	Nylon PA6 - PA11 - PA12 - Polietilene - Poliuretano - Teflon	
	Tolleranze	Ø 4÷8 Ø est.±0,1 Ø 10÷24 Øest.±0,15
Opzioni	-	

Raccordo diritto maschio conico
Straight male adapter (taper)



Code	Ø	F	P	L	CH	CH1
D1511864NIX	6/4	1/8	7,5	26,0	12	12
D1511464NIX	6/4	1/4	11,0	30,0	14	12
D1511886NIX	8/6	1/8	7,5	26,0	12	14
D1511486NIX	8/6	1/4	11,0	30,0	14	14
D1513886NIX	8/6	3/8	11,0	32,0	17	14
D15118108NIX	10/8	1/8	7,5	28,0	14	17
D15114108NIX	10/8	1/4	11,0	32,0	14	17
D15138108NIX	10/8	3/8	11,0	32,0	17	17
D151381210NIX	12/10	3/8	11,5	34,0	17	19
D151121210NIX	12/10	1/2	14,0	37,0	22	19

Raccordo diritto maschio cilindrico
Straight male adapter (parallel)



Code	Ø	F	P	L	CH	CH1
D15131864NIX	6/4	1/8	8,0	18,5	13	12
D15131464NIX	6/4	1/4	10,0	19,0	17	12
D15131886NIX	8/6	1/8	8,0	18,5	13	14
D15131486NIX	8/6	1/4	10,0	19,0	17	14
D15133886NIX	8/6	3/8	10,0	20,5	19	14
D151318108NIX	10/8	1/8	8,0	20,0	14	17
D151314108NIX	10/8	1/4	10,0	20,5	17	17
D151338108NIX	10/8	3/8	10,0	20,5	19	17
D1513381210NIX	12/10	3/8	10,0	22,0	19	19
D1513121210NIX	12/10	1/2	12,0	22,5	24	19

Raccordo a L maschio conico Elbow male adapter (taper)

Code	Ø	F	P	L	L1	CH	CH1
C1501864NIX	6/4	1/8	9,0	18,5	22,5	11	12
C1501464NIX	6/4	1/4	11,0	21,0	22,5	11	12
C1501886NIX	8/6	1/8	9,0	18,5	22,5	11	14
C1501486NIX	8/6	1/4	11,0	21,0	22,5	11	14
C1503886NIX	8/6	3/8	11,5	25,0	26,5	14	14
C15018108NIX	10/8	1/8	9,0	18,5	25,0	11	17
C15014108NIX	10/8	1/4	11,0	21,0	25,0	11	17
C15038108NIX	10/8	3/8	11,5	25,0	27,0	14	17
C150381210NIX	12/10	3/8	11,5	25,0	29,0	14	19
C150121210NIX	12/10	1/2	14,0	29,0	30,5	17	19



Raccordo a L intermedio Elbow connector

Code	Ø	L	CH	CH1
L15564NIX	6/4	22,5	11	12
L15586NIX	8/6	22,5	11	14
L155108NIX	10/8	25	11	17
L1551210NIX	12/10	29	14	19



Raccordo a T maschio centrale conico
Tee male adapter (taper) - centre leg



Code	Ø	F	P	L	L1	CH	CH1
TC1411864NIX	6/4	1/8	9,0	18,5	22,5	11	12
TC1411464NIX	6/4	1/4	11,0	21,0	22,5	11	12
TC1411886NIX	8/6	1/8	9,0	18,5	22,5	11	14
TC1411486NIX	8/6	1/4	11,0	21,0	22,5	11	14
TC14118108NIX	10/8	1/8	9,0	18,5	25,0	11	17
TC14114108NIX	10/8	1/4	11,0	21,0	25,0	11	17
TC14138108NIX	10/8	3/8	11,5	25,0	27,0	14	17
TC141381210NIX	12/10	3/8	11,5	25,0	29,0	14	19
TC141121210NIX	12/10	1/2	14,0	29,0	32,5	17	19

Raccordo a T maschio laterale conico
Tee male adapter (taper) - offset leg



Code	Ø	F	P	L	L1	CH	CH1
TL1421864NIX	6/4	1/8	9,0	41,0	22,5	11	12
TL1421464NIX	6/4	1/4	10,5	43,5	22,5	11	12
TL1421886NIX	8/6	1/8	9,0	41,0	22,5	11	14
TL1421486NIX	8/6	1/4	10,5	43,5	22,5	11	14
TL14218108NIX	10/8	1/8	9,0	43,5	25,0	11	17
TL14214108NIX	10/8	1/4	10,5	46,0	25,0	11	17
TL14238108NIX	10/8	3/8	11,5	54,0	29,0	14	17

Raccordo a T girevole maschio conico
Swivel tee male adapter (taper) centre leg

Code	Ø	F	P	L	L1	CH	CH1	CH2
T143G1864NIX	6/4	1/8	7,5	22,5	21,5	11	12	13
T143G1464NIX	6/4	1/4	11,0	22,5	25,5	11	12	14
T143G1886NIX	8/6	1/8	7,5	22,5	21,5	11	14	13
T143G1486NIX	8/6	1/4	11,0	22,5	25,5	11	14	14
T143G14108NIX	10/8	1/4	11,0	25,0	25,5	11	17	14



Raccordo a T girevole maschio cilindrico
Swivel tee male adapter (parallel) centre leg

Code	Ø	F	P	L	L1	CH	CH1	CH2
T1433G1864NIX	6/4	1/8	8,0	22,5	14,0	11	12	13
T1433G1464NIX	6/4	1/4	10,0	22,5	14,5	11	12	17
T1433G1886NIX	8/6	1/8	8,0	22,5	14,0	11	14	13
T1433G1486NIX	8/6	1/4	10,0	22,5	14,5	11	14	17
T1433G14108NIX	10/8	1/4	10,0	23,5	14,5	11	17	17



Raccordo a T intermedio Tee connector



Code	Ø	L	CH	CH1
TT15464NIX	6/4	22,5	11	12
TT15486NIX	8/6	22,5	11	14
TT154108NIX	10/8	25,0	11	17
TT1541210NIX	12/10	29,0	14	19

Raccordo a L girevole maschio conico Swivel elbow male adapter (taper)



Code	Ø	F	P	L	L1	CH	CH1	CH2
C154G1864NIX	6/4	1/8	7,5	22,5	21,5	11	12	13
C154G1464NIX	6/4	1/4	11,0	22,5	25,5	11	12	17
C154G1886NIX	8/6	1/8	7,5	24	24,5	11	14	12
C154G1486NIX	8/6	1/4	11,0	22,5	25,5	11	14	17
C154G14108NIX	10/8	1/4	11,0	22,5	25,5	11	17	17

Raccordo a L girevole maschio cilindrico

Swivel elbow male adapter (parallel)

Code	Ø	F	P	L	L1	CH	CH1	CH2
C1543G1864NIX	6/4	1/8	8,0	22,5	14,0	11	12	13
C1543G1464NIX	6/4	1/4	10,0	22,5	14,5	11	12	17
C1543G1886NIX	8/6	1/8	8,0	22,5	14,0	11	14	13
C1543G1486NIX	8/6	1/4	10,0	22,5	14,5	11	14	17
C1543G14108NIX	10/8	1/4	10,0	23,5	14,5	11	17	17



Dado di bloccaggio

Locking nut

Code	Ø	F	L	CH
D17064NIX	6/4	M10x1	11,5	12
D17086NIX	8/6	M12x1	11,5	14
D170108NIX	10/8	M14x1	13,5	17
D1701210NIX	12/10	M16x1	14,5	19



Raccordo diritto intermedio

Straight connector



Code	Ø	Ø1	L	CH	CH1	CH2	Gr
DD15864NIX	6/4	6/4	35,0	12	12	12	22,0
DD15886NIX	8/6	8/6	37,0	12	14	14	26,0
DD158108NIX	10/8	10/8	40,0	14	16	16	37,5
DD1581210NIX	12/10	12/10	38,0	17	19	19	53,0

Passaparete

Bulkhead connector



Code	Ø	F	L	CH	CH1	MAX	Gr
RP15964NIX	6/4	M10x1	48,0	14	12	12,0	32,5
RP15986NIX	8/6	M12x1	50,0	17	14	12,0	46,5





ACCESSORI INOX

STAINLESS STEEL ACCESSORIES

The standard fittings consist of those items useful to connect different components in order to complete all other fitting series.

The fittings of the series “accessories” are several, so it is impossible to define precise pressure values for each item.

The items here mentioned are manufactured upon request for minimum lots of 100 pieces. As for dimension make reference to the pamphlet of our catalogue “Touch, compression and accessory fittings” to the paragraph “Standard fittings and Accessories”. Others typologies about the same paragraph should be supplied by request.

M254X



M255X



RM200X



RC254X



PG260X



DE120X



La raccorderia “standard” è composta da tutti quegli articoli che servono a collegare fra di loro componenti di vario genere e fungono da completamento a tutte le altre serie di raccordi.

I raccordi della serie “Accessori” sono di tanti tipi e genere, pertanto risulta impossibile definire dei valori di pressione precisi per singolo articolo.

Gli articoli sotto riportati vengono prodotti a richiesta per lotti minimi di 100 pezzi, per le dimensioni fare riferimento al fascicolo del nostro catalogo “Raccordi a calzamento, a compressione e accessori” al paragrafo “Raccordi standard e Accessori”. Altre tipologie del medesimo paragrafo possono essere fornite a richiesta.

NC260X



NR261X



E261X



E265X



E100X



E200X



Al Fine di migliorare il contenuto tecnico dei prodotti, ci riserviamo la facoltà di modi ca senza alcun preavviso. Le dimensioni sono fornite solamente a titolo indicativo.

In order to improve the technical content of the products, we reserve the faculty of any modi cation without notice. The dimension are supplied as indication.



via Scandolare
36040 Salcedo (VI) Italy

T +39 0445 300499
F +39 0445 300205

E info@unicnet.com
I www.unicnet.com



V411112018PM